

U2TC
GRAND PRIX DE L'AGE D'OR
FREE PRACTICE

Classification

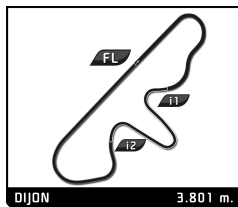
Nr.	Drivers	Team	Car	Cl	Time	Lap	Total	Gap	Kph	
1	29 R. PARSONS / E. BIRCHENHOUGH		Morris Mini Cooper S	B*	15.779	2	3	-	-	867.2
2	100 R. SHAW		BMW 1800 TiSA	D	2:01.854	3	9	+1:46.075	1:46.075	112.3
3	117 P. MURSALL / D. MURSALL		BMW 1800 Ti	D	2:05.680	10	13	+1:49.901	+3.826	108.9
4	7 S. SOPER / D. CUFF		Ford Lotus Cortina	C	2:05.916	9	13	+1:50.137	+0.236	108.7
5	68 D. MURSALL / P. MURSALL		BMW 1800 Ti	D	2:06.033	3	13	+1:50.254	+0.117	108.6
6	52 R. DUTTON		Ford Lotus Cortina	C	2:06.274	13	13	+1:50.495	+0.241	108.4
7	84 S. JONES		Morris Mini Cooper S	B	2:06.480	9	12	+1:50.701	+0.206	108.2
8	16 D. TOMLIN / R. MEADEN		Ford Lotus Cortina	C	2:06.744	2	10	+1:50.965	+0.264	108.0
9	69 J. AVILL / R. HYETT		Ford Lotus Cortina	C	2:07.454	11	12	+1:51.675	+0.710	107.4
10	161 A. LETTS / G. LETTS		Ford Lotus Cortina	C*	2:08.497	3	12	+1:52.718	+1.043	106.5
11	95 T. DE LATRE DU BOSQUEAU		Ford Lotus Cortina	C	2:11.094	10	11	+1:55.315	+2.597	104.4
12	15 G. CHURCHILL / P. BALDWIN		Austin Mini Cooper S	B	2:12.823	11	11	+1:57.044	+1.729	103.0
13	2 C. YÖGELE / A. YÖGELE		Alfa Romeo Giulia Sprint GTA	C	2:14.038	2	10	+1:58.259	+1.215	102.1
14	179 D. ROSCHMANN		Alfa Romeo Giulia Sprint GTA	C	2:17.133	4	12	+2:01.354	+3.095	99.8
15	44 X. GALANT / O. TANCOGNE		Alfa Romeo GTA	C	2:19.974	2	9	+2:04.195	+2.841	97.8
16	12 D. REINHARDT / D. REINHARDT		Alfa Romeo Giulia Sprint GTA	C	2:20.655	4	11	+2:04.876	+0.681	97.3
17	41 C. FIRMIENICH		Ford Lotus Cortina	C	2:24.850	2	12	+2:09.071	+4.195	94.5
18	46 C. BOURIEZ / A. BOURIEZ		Alfa Romeo Giulia Sprint GT	C	6:09.771	3	5	+5:53.992	3:44.921	37.0
19	36 A. FURIANI / F. STIPPLER		Alfa Romeo Giulia Sprint GTA	C			1			
20	62 P. WILWERT / T. MAILLIET		Alfa Romeo Giulia Ti Super	C**						

Fastest Lap	Lap 2	Richard PARSONS	15.779	867.2 Kph
--------------------	-------	-----------------	---------------	-----------

Published at:

Track Status: **WET**

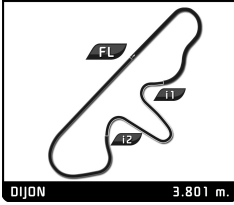
Race Director:	Timekeeper:
----------------	-------------



U2TC
GRAND PRIX DE L'AGE D'OR
FREE PRACTICE

Best Sector Times

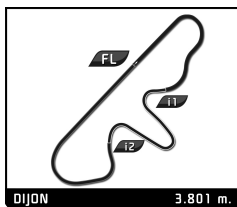
SECTOR 1			SECTOR 2			SECTOR 3			Pos	Team	Cl	Ideal Lap	Best Lap
Pos	Driver	Time	Driver	Time	Driver	Time							
1	100 R.SHAW	32.828	100 R.SHAW	46.009	100 R.SHAW	43.014	1	100	D	2:01.851	2:01.854	(2)	
2	7 S.SOPER	33.693	117 P.MURSALL	47.050	7 S.SOPER	43.555	2	117	D	2:04.543	2:05.680	(3)	
3	16 D.TOMLIN	33.721	68 D.MURSALL	47.103	117 P.MURSALL	43.730	3	7	C	2:04.646	2:05.916	(4)	
4	117 P.MURSALL	33.763	84 S.JONES	47.226	16 D.TOMLIN	43.878	4	68	D	2:05.123	2:06.033	(5)	
5	68 D.MURSALL	33.776	7 S.SOPER	47.398	52 R.DUTTON	44.041	5	16	C	2:05.760	2:06.744	(8)	
6	52 R.DUTTON	33.907	52 R.DUTTON	47.926	68 D.MURSALL	44.244	6	52	C	2:05.874	2:06.274	(6)	
7	84 S.JONES	34.294	161 A.LETTS	48.106	69 J.AVILL	44.436	7	84	B	2:06.072	2:06.480	(7)	
8	69 J.AVILL	34.554	16 D.TOMLIN	48.161	84 S.JONES	44.552	8	69	C	2:07.454	2:07.454	(9)	
9	95 ^{T DE LATRE DU BOSQUEAU}	34.920	69 J.AVILL	48.464	161 A.LETTS	44.963	9	161	C*	2:08.432	2:08.497	(10)	
10	161 A.LETTS	35.363	15 G.CHURCHILL	49.254	95 ^{T DE LATRE DU BOSQUEAU}	45.067	10	95	C	2:10.037	2:11.094	(11)	
11	179 D.ROSCHMANN	36.564	2 C.VÖGELE	49.958	15 G.CHURCHILL	46.080	11	15	B	2:12.150	2:12.823	(12)	
12	15 G.CHURCHILL	36.816	95 ^{T DE LATRE DU BOSQUEAU}	50.050	2 C.VÖGELE	46.465	12	2	C	2:13.920	2:14.038	(13)	
13	2 C.VÖGELE	37.497	179 D.ROSCHMANN	51.860	179 D.ROSCHMANN	48.244	13	179	C	2:16.668	2:17.133	(14)	
14	12 D.REINHARDT	39.181	44 X.GALANT	51.976	44 X.GALANT	48.429	14	44	C	2:19.652	2:19.974	(15)	
15	44 X.GALANT	39.247	12 D.REINHARDT	52.404	12 D.REINHARDT	49.061	15	12	C	2:20.646	2:20.655	(16)	
16	41 C.FIRMENICH	39.968	41 C.FIRMENICH	52.646	41 C.FIRMENICH	50.480	16	41	C	2:23.094	2:24.850	(17)	
17	46 C.BOURIEZ	43.715	46 C.BOURIEZ	54.347	46 C.BOURIEZ	56.236	17	46	C	2:34.298	6:09.771	(18)	



U2TC
GRAND PRIX DE L'AGE D'OR
FREE PRACTICE

Fastest Lap Sequence

Practice Time	Team	Car	Class	Driver	Time	Kph	Lap
4:35.591	7	Ford Lotus Cortina	C	Steve SOPER	2:07.659	107.2	2
4:35.914	100	BMW 1800 TISA	D	Richard SHAW	2:04.322	110.1	2
5:39.114	29	Morris Mini Cooper S	B*	Richard PARSONS	15.779	867.2	2

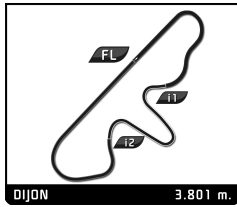


U2TC
GRAND PRIX DE L'AGE D'OR
FREE PRACTICE

Analysis

Personal Best Session Best B Crossing the finish line in pit lane

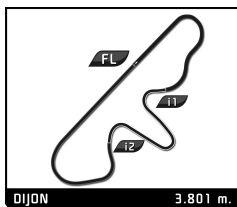
Lap	D	Time	Sector 1	Sector 2	Sector 3	Kph	Elapsed	Lap	D	Time	Sector 1	Sector 2	Sector 3	Kph	Elapsed
2 1. Carlo VÖGELE 2. Alain VÖGELE Alfa Romeo Giulia Sprint GTA C								16 1. David TOMLIN 2. Richard MEADEN Ford Lotus Cortina C							
1	1	3:49.889	2:11.639	51.104	47.146	36.9	3:49.889	1	1	3:28.766	1:45.671	57.885	45.210	40.6	3:28.766
2	1	2:14.038	37.615	49.958	46.465	63.4	6:03.927	2	1	2:06.744	33.978	48.888	43.878	67.1	5:35.510
3	1	2:17.495	37.992	52.350	47.153	61.8	8:21.422	3	1	2:07.949	34.556	48.161	45.232	66.4	7:43.459
4	1	4:35.606 B	37.497	50.335	3:07.774	30.8	12:57.028	4	1	2:07.239	33.721	48.891	44.627	66.7	9:50.698
5	1	2:37.579	52.325	53.640	51.614	53.9	15:34.607	5	1	6:09.754 B	35.617	49.686	4:44.451	22.9	16:00.452
6	1	2:24.724	38.559	53.008	53.157	58.7	17:59.331	6	1	2:25.957	45.745	52.355	47.857	58.2	18:26.409
7	1	4:13.036 B	41.341	56.351	2:35.344	33.6	22:12.367	7	1	2:11.428	36.021	49.533	45.874	64.6	20:37.837
8	1	3:58.526 B	50.786	56.528	2:11.212	35.6	26:10.893	8	1	2:09.701	35.203	48.572	45.926	65.5	22:47.538
9	1	2:34.750	49.029	53.029	52.692	54.9	28:45.643	9	1	2:14.028	37.100	49.900	47.028	63.4	25:01.566
10	1	2:26.392	39.583	54.406	52.403	58.0	31:12.035	10	1	2:22.856	35.463	1:01.077	46.316	59.5	27:24.422
7 1. Steve SOPER 2. David CUFF Ford Lotus Cortina C								29 1. Richard PARSONS 2. Ellie BIRCHENHOUGH Morris Mini Cooper S B*							
1	1	2:27.932	55.105	48.407	44.420	57.4	2:27.932	1	1	5:23.335				26.2	5:23.335
2	1	2:07.659	35.383	47.825	44.451	66.6	4:35.591	2	1	15.779				538.8	5:39.114
3	1	2:06.834	34.888	47.850	44.096	67.0	6:42.425	3	1	2:11.826				64.4	7:50.940
4	1	2:08.386	35.123	48.703	44.560	66.2	8:50.811	36 1. Alexander FURIANI 2. Frank STIPPLER Alfa Romeo Giulia Sprint GTA C							
5	1	2:12.938	35.566	47.398	49.974	63.9	11:03.749	1	1	5:17.927				26.7	5:17.927
6	1	5:00.921 B	43.437	49.875	3:27.609	28.2	16:04.670	41 1. Charles FIRMENICH Ford Lotus Cortina C							
7	1	2:16.318	41.370	50.218	44.730	62.3	18:20.988	1	1	4:19.632	2:34.175	53.142	52.315	32.7	4:19.632
8	1	2:08.082	36.643	47.659	43.780	66.3	20:29.070	2	1	2:24.850	40.592	52.646	51.612	58.7	6:44.482
9	1	2:05.916	34.660	47.701	43.555	67.5	22:34.986	3	1	2:27.295	40.322	53.730	53.243	57.7	9:11.777
10	1	2:06.170	34.341	47.872	43.957	67.4	24:41.156	4	1	2:30.530	40.880	55.065	54.585	56.4	11:42.307
11	1	2:07.075	34.173	48.933	43.969	66.9	26:48.231	5	1	2:30.281	44.885	54.916	50.480	56.6	14:12.588
12	1	2:07.043	34.431	48.270	44.342	66.9	28:55.274	6	1	2:26.991	39.968	54.533	52.490	57.8	16:39.579
13	1	2:06.495	33.693	48.363	44.439	67.2	31:01.769	7	1	2:26.738	41.569	53.361	51.808	57.9	19:06.317
12 1. Daniel REINHARDT 2. Dominique REINHARDT Alfa Romeo Giulia Sprint GTA C								44 1. Xavier GALANT 2. Olivier TANCOGNE Alfa Romeo GTA C							
1	1	2:59.244	1:12.035	54.262	52.947	47.4	2:59.244	1	1	8:16.435	6:31.767	54.274	50.394	17.1	8:16.435
2	1	2:23.913	40.342	53.567	50.004	59.0	5:23.157	2	1	2:19.974	39.569	51.976	48.429	60.7	10:36.409
3	1	2:22.053	39.796	52.934	49.323	59.8	7:45.210	3	1	2:30.856	40.671	53.467	56.718	56.3	13:07.265
4	1	2:20.655	39.181	52.413	49.061	60.4	10:05.865	4	1	2:21.904	41.013	52.214	48.677	59.9	15:29.169
5	1	2:56.819	43.365	1:00.785	1:12.669	48.0	13:02.684	5	1	2:21.606	39.247	52.873	49.486	60.0	17:50.775
6	1	4:30.463 B	40.067	52.404	2:57.992	31.4	17:33.147	6	1	5:30.079 B	39.357	53.844	3:56.878	25.7	23:20.854
7	1	2:41.487	48.369	57.562	55.556	52.6	20:14.634	7	1	3:03.363	1:04.635	1:01.751	56.977	46.3	26:24.217
8	1	2:39.829	42.141	1:01.998	55.690	53.1	22:54.463	8	1	2:38.742	43.825	59.160	55.757	53.5	29:02.959
9	1	2:38.032	40.514	59.539	57.979	53.8	25:32.495	9	1	2:30.020	43.064	54.092	52.864	56.6	31:32.979
10	1	2:44.224	44.522	1:01.762	57.940	51.7	28:16.719	46 1. Christian BOURIEZ 2. Alice BOURIEZ Alfa Romeo Giulia Sprint GT C							
11	1	2:38.890	43.095	58.960	56.835	53.5	30:55.609	1	1	5:42.268 B	2:53.718	59.714	1:48.836	24.8	5:42.268
15 1. Graham CHURCHILL 2. Peter BALDWIN Austin Mini Cooper S B															
1	1	3:14.831	1:33.203	52.793	48.835	43.6	3:14.831								
2	1	4:13.545 B	38.238	49.806	2:45.501	33.5	7:28.376								
3	1	2:23.329	47.321	49.400	46.608	59.3	9:51.705								
4	1	3:27.994 B	38.172	50.150	1:59.672	40.8	13:19.699								
5	1	4:14.862 B	46.210	49.254	2:39.398	33.3	17:34.561								
6	1	2:41.881	48.640	57.691	55.550	52.5	20:16.442								
7	1	2:28.765	42.164	56.224	50.377	57.1	22:45.207								
8	1	2:21.061	41.810	51.347	47.904	60.2	25:06.268								
9	1	2:17.065	38.240	51.462	47.363	62.0	27:23.333								
10	1	2:13.195	36.996	49.778	46.421	63.8	29:36.528								



U2TC
GRAND PRIX DE L'AGE D'OR
FREE PRACTICE

Analysis

Lap	D	Time	Sector 1	Sector 2	Sector 3	Kph	Elapsed	Lap	D	Time	Sector 1	Sector 2	Sector 3	Kph	Elapsed
2	1	2:54.326	1:03.743	54.347	56.236	48.7	8:36.594	3	1	2:10.604	36.877	47.407	46.320	65.1	8:41.190
3	1	6:09.771	4:06.399	1:03.460	59.912	22.9	14:46.365	4	1	4:58.289	36.261	47.312	3:34.716	28.5	13:39.479
4	1	4:04.683	44.039	58.201	2:22.443	34.7	18:51.048	5	1	2:17.674	43.827	48.025	45.822	61.7	15:57.153
5	1	2:51.556	55.589	59.700	56.267	49.5	21:42.604	6	1	2:08.128	35.394	47.316	45.418	66.3	18:05.281
52 1.Richard DUTTON Ford Lotus Corina C								95 1.Thierry DE LATRE DU BOSQUEA Ford Lotus Corina C							
1	1	3:01.415	1:22.762	51.384	47.269	46.8	3:01.415	1	1	3:47.607	2:09.529	51.690	46.388	37.3	3:47.607
2	1	2:13.933	37.872	48.900	47.161	63.5	5:15.348	2	1	3:48.319	36.781	50.811	2:20.727	37.2	7:35.926
3	1	2:09.524	35.126	49.275	45.123	65.6	7:24.872	3	1	2:19.820	43.949	50.050	45.821	60.8	9:55.746
4	1	2:09.164	34.178	49.282	45.704	65.8	9:34.036	4	1	5:45.880	50.680	1:01.401	3:53.799	24.6	15:41.626
5	1	2:12.440	35.386	50.845	46.209	64.1	11:46.476	5	1	2:21.310	42.827	51.745	46.738	60.1	18:02.936
6	1	2:24.386	42.498	55.802	46.086	58.9	14:10.862	6	1	2:49.715	36.072	1:26.850	46.793	50.0	20:52.651
7	1	2:09.629	34.644	50.062	44.923	65.6	16:20.491	7	1	2:14.191	36.093	51.747	46.351	63.3	23:06.842
8	1	4:34.091	40.934	48.322	3:04.835	31.0	20:54.582	8	1	2:15.639	35.392	53.400	46.847	62.6	25:22.481
9	1	2:18.575	45.091	48.488	44.996	61.3	23:13.157	9	1	2:12.482	34.920	51.583	45.979	64.1	27:34.963
10	1	2:09.925	33.907	50.809	45.209	65.4	25:23.082	10	1	2:11.094	35.120	50.907	45.067	64.8	29:46.057
11	1	2:08.462	35.213	48.949	44.300	66.1	27:31.544	11	1	2:12.438	35.038	52.013	45.387	64.1	31:58.495
12	1	2:07.211	33.984	48.801	44.426	66.8	29:38.755	100 1.Richard SHAW BMW 1800 TISA D							
13	1	2:06.274	34.307	47.926	44.041	67.3	31:45.029	1	1	2:31.592	59.211	47.171	45.210	56.1	2:31.592
68 1.Daniel MURSALL BMW 1800 Ti D 2.Peter MURSALL								2	1	2:04.322	33.701	47.552	43.069	68.4	4:35.914
1	1	2:33.045	58.339	49.355	45.351	55.5	2:33.045	3	1	2:01.854	32.828	46.009	43.017	69.7	6:37.768
2	1	2:06.782	34.303	47.168	45.311	67.0	4:39.827	4	1	2:02.632	32.869	46.749	43.014	69.3	8:40.400
3	1	2:06.033	33.776	47.512	44.745	67.4	6:45.860	5	1	7:31.226	33.526	47.201	6:10.499	18.8	16:11.626
4	1	2:07.078	35.473	47.361	44.244	66.9	8:52.938	6	1	2:10.300	40.526	46.688	43.086	65.2	18:21.926
5	1	2:13.382	34.676	48.782	49.924	63.7	11:06.320	7	1	2:05.295	34.703	46.955	43.637	67.8	20:27.221
6	1	2:20.811	44.500	48.791	47.520	60.3	13:27.131	8	1	2:03.955	33.766	46.841	43.348	68.5	22:31.176
7	1	2:08.318	35.274	47.255	45.789	66.2	15:35.449	9	1	2:04.133	33.431	47.391	43.311	68.4	24:35.309
8	1	3:54.728	34.629	49.351	2:30.748	36.2	19:30.177	117 1.Peter MURSALL BMW 1800 Ti D 2.Daniel MURSALL							
9	1	2:15.288	41.906	47.695	45.687	62.8	21:45.465	1	1	4:30.069	2:54.328	49.499	46.242	31.5	4:30.069
10	1	2:08.384	36.219	47.103	45.062	66.2	23:53.849	2	1	2:08.529	34.447	48.216	45.866	66.1	6:38.598
11	1	2:08.574	34.652	48.403	45.519	66.1	26:02.423	3	1	2:06.985	34.779	47.050	45.156	66.9	8:45.583
12	1	2:07.395	34.088	48.336	44.971	66.7	28:09.818	4	1	2:18.969	33.763	48.943	56.263	61.2	11:04.552
13	1	2:06.313	34.881	47.163	44.269	67.2	30:16.131	5	1	2:21.592	44.625	48.827	48.140	60.0	13:26.144
69 1.John AVILL Ford Lotus Corina C 2.Ross HYETT								6	1	2:07.067	34.718	47.376	44.973	66.9	15:33.211
1	1	2:57.181	1:14.607	52.973	49.601	47.9	2:57.181	7	1	2:06.614	34.332	47.990	44.292	67.1	17:39.825
2	1	2:16.501	36.689	52.386	47.426	62.2	5:13.682	8	1	2:06.974	34.602	47.613	44.759	66.9	19:46.799
3	1	2:12.407	36.140	50.883	45.384	64.1	7:26.089	9	1	2:07.196	34.439	48.086	44.671	66.8	21:53.995
4	1	2:10.190	35.290	49.371	45.529	65.3	9:36.279	10	1	2:05.680	34.085	47.865	43.730	67.6	23:59.675
5	1	2:12.941	36.430	50.345	46.166	63.9	11:49.220	11	1	2:06.882	33.898	48.563	44.421	66.9	26:06.557
6	1	2:22.141	40.566	55.986	45.589	59.8	14:11.361	12	1	2:08.488	36.321	47.556	44.611	66.1	28:15.045
7	1	2:11.309	35.891	50.155	45.263	64.7	16:22.670	13	1	2:07.381	34.534	48.523	44.324	66.7	30:22.426
8	1	2:11.491	35.705	49.070	46.716	64.6	18:34.161	161 1.Alan LETTS Ford Lotus Corina C* 2.Geoffrey LETTS							
9	1	4:55.227	36.128	50.747	3:28.352	28.7	23:29.388	1	1	3:33.620	1:56.877	51.125	45.618	39.8	3:33.620
10	1	2:16.615	42.771	48.577	45.267	62.2	25:46.003								
11	1	2:07.454	34.554	48.464	44.436	66.7	27:53.457								
12	1	2:10.638	35.332	49.604	45.702	65.0	30:04.095								
84 1.Steve JONES Morris Mini Cooper S B															
1	1	4:19.571	2:45.688	47.467	46.416	32.7	4:19.571								
2	1	2:11.015	35.712	48.557	46.746	64.8	6:30.586								



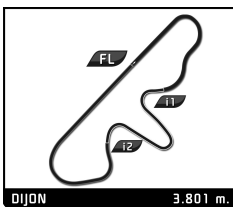
U2TC
GRAND PRIX DE L'AGE D'OR
FREE PRACTICE

Analysis

■ Personal Best ■ Session Best B Crossing the finish line in pit lane

Lap	D	Time	Sector 1	Sector 2	Sector 3	Kph	Elapsed	Lap	D	Time	Sector 1	Sector 2	Sector 3	Kph	Elapsed
2	1	2:12.341	36.450	50.675	45.216	64.2	5:45.961								
3	1	2:08.497	35.363	48.106	45.028	66.1	7:54.458								
4	1	2:09.494	35.795	48.736	44.963	65.6	10:03.952								
5	1	2:55.901	43.264	1:01.667	1:10.970	48.3	12:59.853								
6	1	3:27.131 B	37.772	48.763	2:00.596	41.0	16:26.984								
7	1	2:26.647	44.186	52.526	49.935	57.9	18:53.631								
8	1	2:17.349	37.172	52.000	48.177	61.8	21:10.980								
9	1	2:15.516	38.185	50.050	47.281	62.7	23:26.496								
10	1	2:12.213	35.832	49.290	47.091	64.3	25:38.709								
11	1	2:13.460	35.561	50.338	47.561	63.6	27:52.169								
12	1	2:12.675	36.042	49.553	47.080	64.0	30:04.844								

179		Alfa Romeo Giulia Sprint GTA													
1. Dominik ROSCHMANN		C													
1	1	3:31.499	1:47.158	54.664	49.677	40.2	3:31.499								
2	1	2:18.334	37.088	53.002	48.244	61.4	5:49.833								
3	1	2:17.517	37.391	51.860	48.266	61.8	8:07.350								
4	1	2:17.133	36.564	51.968	48.601	62.0	10:24.483								
5	1	4:04.761 B	39.416	53.187	2:32.158	34.7	14:29.244								
6	1	2:26.658	44.407	52.423	49.828	57.9	16:55.902								
7	1	2:17.993	37.051	52.171	48.771	61.6	19:13.895								
8	1	2:20.689	37.159	53.969	49.561	60.4	21:34.584								
9	1	2:19.511	38.163	52.133	49.215	60.9	23:54.095								
10	1	2:19.501	36.860	53.530	49.111	60.9	26:13.596								
11	1	2:18.755	37.263	52.705	48.787	61.2	28:32.351								
12	1	2:20.899	37.534	52.743	50.622	60.3	30:53.250								



U2TC
GRAND PRIX DE L'AGE D'OR
QUALIFYING

Final Classification

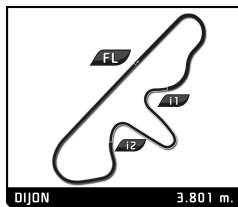
Nr. Drivers	Team	Car	Cl	Time	Lap	Total	Gap	Kph
1 36	A. FURIANI / F. STIPLER	Alfa Romeo Giulia Sprint GTA	C	1:38.291	9	12	-	139.2
2 16	D. TOMLIN / R. MEADEN	Ford Lotus Cortina	C	1:38.625	6	11	+0.334	138.7
3 100	R. SHAW	BMW 1800 TiSA	D	1:39.110	5	10	+0.819	138.1
4 52	R. DUTTON	Ford Lotus Cortina	C	1:39.143	6	13	+0.852	138.0
5 7	S. SOPER / D. CUFF	Ford Lotus Cortina	C	1:39.341	6	14	+1.050	137.7
6 161	A. LETTS / G. LETTS	Ford Lotus Cortina	C*	1:40.125	5	13	+1.834	136.7
7 179	D. ROSCHMANN	Alfa Romeo Giulia Sprint GTA	C	1:40.583	11	14	+2.292	136.0
8 69	J. AVILL / R. HYETT	Ford Lotus Cortina	C	1:40.981	2	14	+2.690	135.5
9 15	G. CHURCHILL / P. BALDWIN	Austin Mini Cooper S	B	1:43.128	3	12	+4.837	132.7
10 95	T. DE LATRE DU BOSQUEAU	Ford Lotus Cortina	C	1:43.175	9	13	+4.884	132.6
11 117	P. MURSALL / D. MURSALL	BMW 1800 Ti	D	1:44.072	11	13	+5.781	131.5
12 68	D. MURSALL / P. MURSALL	BMW 1800 Ti	D	1:44.184	10	13	+5.893	131.3
13 84	S. JONES	Morris Mini Cooper S	B	1:44.502	7	9	+6.211	130.9
14 12	D. REINHARDT / D. REINHARDT	Alfa Romeo Giulia Sprint GTA	C	1:44.720	11	11	+6.429	130.7
15 44	X. GALANT / O. TANCOGNE	Alfa Romeo GTA	C	1:45.004	8	12	+6.713	130.3
16 29	R. PARSONS / E. BIRCHENHOUGH	Morris Mini Cooper S	B*	1:45.556	4	11	+7.265	129.6
17 62	P. WILVERT / T. MAILLIET	Alfa Romeo Giulia Ti Super	C**	1:47.820	7	12	+9.529	126.9
18 2	C. VÖGELE / A. VÖGELE	Alfa Romeo Giulia Sprint GTA	C	1:50.354	10	12	+12.063	124.0
19 41	C. FIRMEINICH	Ford Lotus Cortina	C	1:50.762	9	12	+12.471	123.5
20 46	C. BOURIEZ / A. BOURIEZ	Alfa Romeo Giulia Sprint GT	C	2:18.620	8	10	+40.329	98.7

Fastest Lap	Lap 9	Alexander FURIANI	1:38.291	139.2 Kph
--------------------	-------	-------------------	-----------------	-----------

Published at:

Track Status: **DRY**

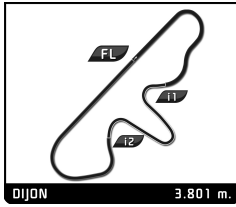
Stewards:	Timekeeper:
-----------	-------------



U2TC
GRAND PRIX DE L'AGE D'OR
QUALIFYING

Best Sector Times

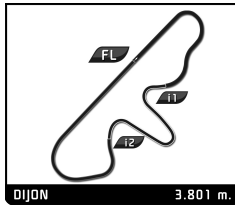
SECTOR 1			SECTOR 2		SECTOR 3		Pos	Team	Cl	Ideal Lap	Best Lap
Pos	Driver	Time	Driver	Time	Driver	Time					
1	36 A.FURIANI	26.925	16 D.TOMLIN	35.368	36 A.FURIANI	35.765	1	36	C	1:38.125	1:38.291 (1)
2	52 R.DUTTON	26.992	36 A.FURIANI	35.435	52 R.DUTTON	35.860	2	16	C	1:38.570	1:38.625 (2)
3	100 R.SHAW	27.014	7 S.SOPER	35.655	7 S.SOPER	36.041	3	7	C	1:38.854	1:39.341 (5)
4	16 D.TOMLIN	27.062	179 D.ROSCHMANN	35.711	100 R.SHAW	36.055	4	100	D	1:38.932	1:39.110 (3)
5	7 S.SOPER	27.158	100 R.SHAW	35.863	16 D.TOMLIN	36.140	5	52	C	1:39.069	1:39.143 (4)
6	161 A.LETTS	27.451	161 A.LETTS	36.150	161 A.LETTS	36.188	6	161	C*	1:39.789	1:40.125 (6)
7	69 J.AVILL	27.711	52 R.DUTTON	36.217	69 J.AVILL	36.545	7	179	C	1:40.326	1:40.583 (7)
8	179 D.ROSCHMANN	27.827	69 J.AVILL	36.253	179 D.ROSCHMANN	36.788	8	69	C	1:40.509	1:40.981 (8)
9	68 D.MURSALL	28.277	95 T.DE LATRE DU BOSQUEAU	36.739	68 D.MURSALL	37.514	9	15	B	1:43.043	1:43.128 (9)
10	15 G.CHURCHILL	28.448	15 G.CHURCHILL	36.960	15 G.CHURCHILL	37.635	10	95	C	1:43.069	1:43.175 (10)
11	95 T.DE LATRE DU BOSQUEAU	28.472	84 S.JONES	37.137	117 P.MURSALL	37.766	11	68	D	1:43.715	1:44.184 (12)
12	117 P.MURSALL	28.618	117 P.MURSALL	37.368	95 T.DE LATRE DU BOSQUEAU	37.858	12	117	D	1:43.752	1:44.072 (11)
13	84 S.JONES	28.765	12 D.REINHARDT	37.382	84 S.JONES	37.912	13	84	B	1:43.814	1:44.502 (13)
14	44 X.GALANT	29.018	44 X.GALANT	37.413	44 X.GALANT	38.180	14	44	C	1:44.611	1:45.004 (15)
15	12 D.REINHARDT	29.116	68 D.MURSALL	37.924	12 D.REINHARDT	38.222	15	12	C	1:44.720	1:44.720 (14)
16	29 R.PARSONS	29.135	29 R.PARSONS	37.992	29 R.PARSONS	38.296	16	29	B*	1:45.423	1:45.556 (16)
17	62 P.WILWERT	29.979	62 P.WILWERT	38.031	62 P.WILWERT	39.237	17	62	C**	1:47.247	1:47.820 (17)
18	2 C.VÖGELE	30.373	41 C.FIRMENICH	38.840	2 C.VÖGELE	39.893	18	2	C	1:49.577	1:50.354 (18)
19	41 C.FIRMENICH	31.052	2 C.VÖGELE	39.311	41 C.FIRMENICH	40.234	19	41	C	1:50.126	1:50.762 (19)
20	46 C.BOURIEZ	38.852	46 C.BOURIEZ	49.296	46 C.BOURIEZ	48.181	20	46	C	2:16.329	2:18.620 (20)



U2TC
GRAND PRIX DE L'AGE D'OR
QUALIFYING

Fastest Lap Sequence

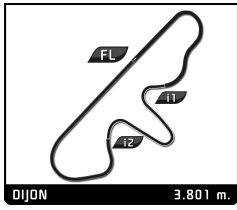
Practice Time	Team	Car	Class	Driver	Time	Kph	Lap
3:56.161	36	Alfa Romeo Giulia Sprint GTA	C	Alexander FURIANI	1:39.909	137.0	2
4:01.712	16	Ford Lotus Cortina	C	David TOMLIN	1:39.517	137.5	2
5:35.192	36	Alfa Romeo Giulia Sprint GTA	C	Alexander FURIANI	1:39.031	138.2	3
8:59.244	16	Ford Lotus Cortina	C	David TOMLIN	1:38.886	138.4	5
10:37.869	16	Ford Lotus Cortina	C	David TOMLIN	1:38.625	138.7	6
16:23.678	36	Alfa Romeo Giulia Sprint GTA	C	Alexander FURIANI	1:38.425	139.0	8
18:01.969	36	Alfa Romeo Giulia Sprint GTA	C	Alexander FURIANI	1:38.291	139.2	9



U2TC
GRAND PRIX DE L'AGE D'OR
QUALIFYING

Analysis

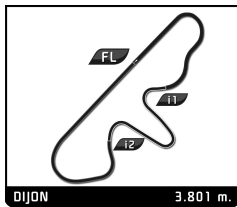
Lap	D	Time	Sector 1	Sector 2	Sector 3	Kph	Elapsed	Lap	D	Time	Sector 1	Sector 2	Sector 3	Kph	Elapsed
2															
								8	1	1:52.762	35.533	39.268	37.961	121.3	16:26.850
								9	1	1:44.334	28.529	38.081	37.724	131.2	18:11.184
								10	1	1:44.470	28.448	37.863	38.159	131.0	19:55.654
								11	1	1:47.896	29.531	38.979	39.386	126.8	21:43.550
								12	1	1:43.925	28.640	37.650	37.635	131.7	23:27.475
								Alfa Romeo Giulia Sprint GTA							
								1. Carlo VÖGELE C							
								2. Alain VÖGELE							
1	1	2:42.130	1:08.061	49.265	44.804	84.4	2:42.130								
2	1	1:57.614	32.493	43.801	41.320	116.3	4:39.744								
3	1	1:53.559	30.672	41.358	41.529	120.5	6:33.303								
4	1	1:55.749	31.081	42.782	41.886	118.2	8:29.052								
5	1	4:39.774 B	32.111	41.196	3:26.467	48.9	13:08.826								
6	1	2:04.829	41.086	41.537	42.206	109.6	15:13.655								
7	1	1:53.573	31.871	40.926	40.776	120.5	17:07.228								
8	1	1:52.445	30.983	40.702	40.760	121.7	18:59.673								
9	1	1:50.975	30.958	39.795	40.222	123.3	20:50.648								
10	1	1:50.354	30.702	39.759	39.893	124.0	22:41.002								
11	1	1:50.510	30.373	39.311	40.826	123.8	24:31.512								
12	1	2:04.980	30.961	41.280	52.739	109.5	26:36.492								
7															
								Ford Lotus Cortina							
								1. Steve SOPER C							
								2. David CUFF							
1	1	2:26.672	1:09.225	39.990	37.457	93.3	2:26.672								
2	1	1:41.094	28.132	36.636	36.326	135.4	4:07.766								
3	1	1:41.363	27.673	36.554	37.136	135.0	5:49.129								
4	1	1:39.548	27.461	35.884	36.203	137.5	7:28.677								
5	1	1:39.529	27.346	35.716	36.467	137.5	9:08.206								
6	1	1:39.341	27.294	35.966	36.081	137.7	10:47.547								
7	1	1:40.962	27.158	36.726	37.078	135.5	12:28.509								
8	1	1:39.352	27.438	35.873	36.041	137.7	14:07.861								
9	1	2:49.336 B	27.504	35.655	1:46.177	80.8	16:57.197								
10	1	1:48.954	34.175	37.422	37.357	125.6	18:46.151								
11	1	1:41.989	28.559	36.469	36.961	134.2	20:28.140								
12	1	1:41.042	27.958	36.332	36.752	135.4	22:09.182								
13	1	1:41.408	27.957	36.589	36.862	134.9	23:50.590								
14	1	1:54.095	27.812	38.397	47.886	119.9	25:44.685								
12															
								Alfa Romeo Giulia Sprint GTA							
								1. Daniel REINHARDT C							
								2. Dominique REINHARDT							
1	1	3:02.553	1:30.838	46.479	45.236	75.0	3:02.553								
2	1	1:52.398	31.922	39.859	40.617	121.7	4:54.951								
3	1	1:50.487	30.478	39.650	40.359	123.8	6:45.438								
4	1	1:49.332	29.973	39.324	40.035	125.2	8:34.770								
5	1	1:49.427	30.187	39.340	39.900	125.0	10:24.197								
6	1	1:48.815	30.004	39.048	39.763	125.8	12:13.012								
7	1	1:48.459	29.752	39.094	39.613	126.2	14:01.471								
8	1	3:50.944 B	30.546	40.316	2:40.082	59.3	17:52.415								
9	1	2:00.225	41.322	39.610	39.293	113.8	19:52.640								
10	1	1:48.046	32.093	37.595	38.358	126.6	21:40.686								
11	1	1:44.720	29.116	37.382	38.222	130.7	23:25.406								
15															
								Austin Mini Cooper S							
								1. Graham CHURCHILL B							
								2. Peter BALDWIN							
1	1	2:29.347	1:08.766	41.130	39.451	91.6	2:29.347								
2	1	1:44.925	29.368	37.364	38.193	130.4	4:14.272								
3	1	1:43.128	28.481	37.002	37.645	132.7	5:57.400								
4	1	1:43.530	28.593	36.960	37.977	132.2	7:40.930								
5	1	2:05.209	29.049	41.324	54.836	109.3	9:46.139								
6	1	1:45.712	30.795	37.082	37.835	129.4	11:31.851								
7	1	3:02.237 B	28.542	38.169	1:55.526	75.1	14:34.088								
16															
								Ford Lotus Cortina							
								1. David TOMLIN C							
								2. Richard MEADEN							
1	1	2:22.195	1:05.624	39.720	36.851	96.2	2:22.195								
2	1	1:39.517	27.447	35.889	36.181	137.5	4:01.712								
3	1	1:39.367	27.453	35.684	36.230	137.7	5:41.079								
4	1	1:39.279	27.457	35.405	36.417	137.8	7:20.358								
5	1	1:38.886	27.166	35.580	36.140	138.4	8:59.244								
6	1	1:38.625	27.062	35.368	36.195	138.7	10:37.869								
7	1	2:45.496 B	27.686	36.401	1:41.409	82.7	13:23.365								
8	1	1:47.070	33.678	36.409	36.983	127.8	15:10.435								
9	1	1:40.842	27.778	36.424	36.640	135.7	16:51.277								
10	1	1:39.727	27.728	35.671	36.328	137.2	18:31.004								
11	1	1:39.391	27.438	35.740	36.213	137.7	20:10.395								
29															
								Morris Mini Cooper S							
								1. Richard PARSONS B*							
								2. Ellie BIRCHENHOUGH							
1	1	2:46.361	1:26.009	41.182	39.170	82.3	2:46.361								
2	1	1:58.546	35.159	41.481	41.906	115.4	4:44.907								
3	1	1:46.660	29.165	38.233	39.262	128.3	6:31.567								
4	1	1:45.556	29.135	37.992	38.429	129.6	8:17.123								
5	1	1:46.085	29.366	38.423	38.296	129.0	10:03.208								
6	1	3:32.524 B	29.353	38.325	2:24.846	64.4	13:35.732								
7	1	2:18.464	46.331	46.257	45.876	98.8	15:54.196								
8	1	2:04.842	35.559	45.160	44.123	109.6	17:59.038								
9	1	2:02.194	33.902	45.519	42.773	112.0	20:01.232								
10	1	2:04.406	34.934	45.294	44.178	110.0	22:05.638								
11	1	2:00.335	34.207	43.229	42.899	113.7	24:05.973								
36															
								Alfa Romeo Giulia Sprint GTA							
								1. Alexander FURIANI C							
								2. Frank STIPPLER							
1</															



U2TC
GRAND PRIX DE L'AGE D'OR
QUALIFYING

Analysis

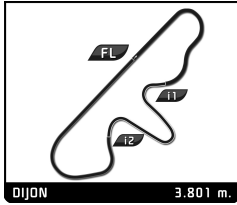
Lap	D	Time	Sector 1	Sector 2	Sector 3	Kph	Elapsed	Lap	D	Time	Sector 1	Sector 2	Sector 3	Kph	Elapsed																
6	1	3:22.948B	31.820	39.809	2:11.319	67.4	13:25.626	3	1	1:48.563	30.394	38.577	39.592	126.0	6:24.584																
7	1	2:01.679	39.618	40.032	42.029	112.5	15:27.305	4	1	1:47.845	30.205	38.403	39.237	126.9	8:12.429																
8	1	1:52.663	31.825	39.956	40.882	121.5	17:19.968	5	1	1:50.144	30.216	39.643	40.285	124.2	10:02.573																
9	1	1:50.762	31.688	38.840	40.234	123.5	19:10.730	6	1	1:48.515	30.643	38.518	39.354	126.1	11:51.088																
10	1	1:52.717	32.242	39.778	40.697	121.4	21:03.447	7	1	1:47.820	30.188	38.031	39.601	126.9	13:38.908																
11	1	1:52.040	31.884	39.334	40.822	122.1	22:55.487	8	1	3:27.417B	29.979	38.833	2:18.605	66.0	17:06.325																
12	1	1:51.565	31.052	39.374	41.139	122.7	24:47.052	9	1	2:03.195	39.721	41.810	41.664	111.1	19:09.520																
44 1.Xavier GALANT 2.Olivier TANCOGNE Alfa Romeo GTA C								68 1.Daniel MURSALL 2.Peter MURSALL BMW 1800 Ti D																							
																1	1	2:44.683	1:07.247	51.924	45.512	83.1	2:44.683	1	1	2:44.466	1:24.185	41.555	38.726	83.2	2:44.466
																2	1	1:55.654	33.079	41.322	41.253	118.3	4:40.337	2	1	1:48.103	30.161	40.255	37.687	126.6	4:32.569
																3	1	1:54.325	31.332	42.838	40.155	119.7	6:34.662	3	1	1:46.925	29.211	39.713	38.001	128.0	6:19.494
																4	1	1:50.673	30.728	39.704	40.241	123.6	8:25.335	4	1	1:50.054	29.587	40.303	40.164	124.3	8:09.548
																5	1	1:48.070	30.044	38.397	39.629	126.6	10:13.405	5	1	1:46.435	29.364	39.090	37.981	128.6	9:55.983
																6	1	1:47.002	30.101	37.949	38.952	127.9	12:00.407	6	1	1:46.149	29.279	38.975	37.895	128.9	11:42.132
																7	1	1:45.685	29.706	37.413	38.566	129.5	13:46.092	7	1	3:02.998B	29.270	38.980	1:54.748	74.8	14:45.130
																8	1	1:45.004	29.018	37.537	38.449	130.3	15:31.096	8	1	1:54.665	36.813	39.736	38.116	119.3	16:39.795
																9	1	4:11.069B	29.929	38.703	3:02.437	54.5	19:42.165	9	1	1:44.334	28.745	37.924	37.665	131.2	18:24.129
																10	1	1:58.344	38.811	40.147	39.386	115.6	21:40.509	10	1	1:44.184	28.277	38.295	37.612	131.3	20:08.313
																11	1	1:48.676	31.259	39.237	38.180	125.9	23:29.185	11	1	1:46.057	28.933	38.586	38.538	129.0	21:54.370
12	1	1:52.680	30.168	38.506	44.006	121.4	25:21.865	12	1	1:44.663	29.061	38.088	37.514	130.7	23:39.033																
46 1.Christian BOURIEZ 2.Alice BOURIEZ Alfa Romeo Giulia Sprint GT C								69 1.John AVILL 2.Ross HYETT Ford Lotus Cortina C																							
																1	1	3:09.199	1:24.176	52.896	52.127	72.3	3:09.199	1	1	2:23.152	1:04.631	41.472	37.049	95.6	2:23.152
																2	1	2:25.545	41.803	52.863	50.879	94.0	5:34.744	2	1	1:40.981	27.711	36.725	36.545	135.5	4:04.133
																3	1	2:23.590	41.293	51.502	50.795	95.3	7:58.334	3	1	1:41.880	28.000	37.082	36.798	134.3	5:46.013
																4	1	2:26.885	42.310	51.405	53.170	93.2	10:25.219	4	1	1:41.782	28.467	36.432	36.883	134.4	7:27.795
																5	1	2:24.778	41.455	52.582	50.741	94.5	12:49.997	5	1	1:41.678	27.863	36.976	36.839	134.6	9:09.473
																6	1	2:20.983	39.731	49.761	51.491	97.1	15:10.980	6	1	1:41.001	28.085	36.253	36.663	135.5	10:50.474
																7	1	2:19.877	41.049	50.647	48.181	97.8	17:30.857	7	1	1:42.066	28.636	36.832	36.598	134.1	12:32.540
																8	1	2:18.620	38.852	49.780	49.988	98.7	19:49.477	8	1	1:41.150	27.726	36.643	36.781	135.3	14:13.690
																9	1	2:22.618	40.513	50.984	51.121	95.9	22:12.095	9	1	3:12.202B	29.094	38.502	2:04.606	71.2	17:25.892
10	1	2:21.008	40.494	49.296	51.218	97.0	24:33.103	10	1	1:52.806	36.566	38.421	37.819	121.3	19:18.698																
52 1.Richard DUTTON Ford Lotus Cortina C								84 1.Steve JONES Morris Mini Cooper S B																							
																1	1	2:18.772	1:03.668	37.879	37.225	98.6	2:18.772	1	1	2:48.127	1:27.163	41.506	39.458	81.4	2:48.127
																2	1	1:42.577	28.235	37.671	36.671	133.4	4:01.349	2	1	1:58.773	32.795	38.693	47.285	115.2	4:46.900
																3	1	1:40.454	27.513	36.778	36.163	136.2	5:41.803	3	1	1:52.977	32.415	39.864	40.698	121.1	6:39.877
																4	1	1:40.221	27.593	36.217	36.411	136.5	7:22.024	4	1	1:45.724	29.410	37.818	38.496	129.4	8:25.601
																5	1	1:39.908	27.337	36.402	36.169	137.0	9:01.932	5	1	3:10.610B	31.808	40.144	1:58.658	71.8	11:36.211
																6	1	1:39.143	26.992	36.291	35.860	138.0	10:41.075	6	1	1:54.176	37.306	38.120	38.750	119.8	13:30.387
																7	1	1:41.536	27.247	38.115	36.174	134.8	12:22.611	7	1	1:44.502	29.038	37.552	37.912	130.9	15:14.889
																8	1	3:46.391B	31.820	45.146	2:29.425	60.4	16:09.002	8	1	1:50.020	31.696	39.799	38.525	124.4	17:04.909
																9	1	1:50.668	36.740	37.245	36.683	123.6	17:59.670	9	1	1:49.531	28.765	37.137	43.629	124.9	18:54.440
																10	1	1:40.071	27.471	36.262	36.338	136.7	19:39.741								
																11	1	1:40.196	27.296	36.292	36.608	136.6	21:19.937								
																12	1	1:39.818	27.304	36.443	36.071	137.1	22:59.755								
13	1	1:39.509	27.376	36.218	35.915	137.5	24:39.264																								
62 1.Patrick WILWERT 2.Tom MAILLIET Alfa Romeo Giulia Ti Super C**																															
								1	1	2:44.198	1:20.141	41.851	42.206	83.3	2:44.198																
2	1	1:51.823	31.481	40.334	40.008	122.4	4:36.021																								



U2TC
GRAND PRIX DE L'AGE D'OR
QUALIFYING

Analysis

							■ Personal Best ■ Session Best ■ Crossing the finish line in pit lane								
Lap	D	Time	Sector 1	Sector 2	Sector 3	Kph	Elapsed	Lap	D	Time	Sector 1	Sector 2	Sector 3	Kph	Elapsed
95 1.Thierry DE LATRE DU BOSQUE ^A							Ford Lotus Cortina C								
1	1	2:44.026	1:23.592	40.431	40.003	83.4	2:44.026	9	1	4:03.855	28.179	37.347	2:58.329	56.1	18:14.838
2	1	1:47.740	31.116	38.720	37.904	127.0	4:31.766	10	1	1:51.592	35.083	38.582	37.927	122.6	20:06.430
3	1	1:44.718	29.298	37.372	38.048	130.7	6:16.484	11	1	1:44.673	29.237	37.973	37.463	130.7	21:51.103
4	1	1:45.898	29.134	38.055	38.709	129.2	8:02.382	12	1	1:43.007	28.239	37.687	37.081	132.8	23:34.110
5	1	1:44.456	28.981	37.459	38.016	131.0	9:46.838	13	1	1:48.167	28.068	37.303	42.796	126.5	25:22.277
6	1	1:43.999	28.986	37.129	37.884	131.6	11:30.837								
7	1	1:44.981	28.732	38.258	37.991	130.3	13:15.818								
8	1	1:44.021	28.628	36.927	38.466	131.5	14:59.839								
9	1	1:43.175	28.472	36.845	37.858	132.6	16:43.014								
10	1	1:43.721	28.774	36.915	38.032	131.9	18:26.735								
11	1	1:43.372	28.610	36.739	38.023	132.4	20:10.107								
12	1	1:43.918	28.820	37.125	37.973	131.7	21:54.025								
13	1	1:43.629	28.698	36.787	38.144	132.0	23:37.654								
179 1.Dominik ROSCHMANN							Alfa Romeo Giulia Sprint GTA C								
1	1	2:29.434	1:10.626	40.229	38.579	91.6	2:29.434								
2	1	1:42.605	28.364	36.939	37.302	133.4	4:12.039								
3	1	1:41.236	28.059	36.307	36.870	135.2	5:53.275								
4	1	1:40.593	27.844	35.961	36.788	136.0	7:33.868								
5	1	1:40.782	27.827	35.991	36.964	135.8	9:14.650								
6	1	1:40.694	27.835	35.786	37.073	135.9	10:55.344								
7	1	3:17.456	27.854	36.224	2:13.378	69.3	14:12.800								
8	1	1:48.350	33.766	36.589	37.995	126.3	16:01.150								
9	1	1:41.073	28.257	35.880	36.936	135.4	17:42.223								
10	1	1:41.254	28.088	36.215	36.951	135.1	19:23.477								
11	1	1:40.583	27.865	35.711	37.007	136.0	21:04.060								
12	1	1:42.525	29.303	35.876	37.346	133.5	22:46.585								
13	1	1:43.171	28.034	36.917	38.220	132.6	24:29.756								
14	1	2:05.203	29.564	42.228	53.411	109.3	26:34.959								
100 1.Richard SHAW							BMW 1800 TISA D								
1	1	2:41.021	1:24.882	37.898	38.241	85.0	2:41.021								
2	1	1:41.032	27.659	36.781	36.592	135.4	4:22.053								
3	1	1:39.735	27.190	36.138	36.407	137.2	6:01.788								
4	1	1:40.109	27.263	36.723	36.123	136.7	7:41.897								
5	1	1:39.110	27.014	35.863	36.233	138.1	9:21.007								
6	1	1:39.586	27.177	36.122	36.287	137.4	11:00.593								
7	1	1:39.559	27.289	36.015	36.255	137.4	12:40.152								
8	1	9:59.407	27.719	36.261	8:55.427	22.8	22:39.559								
9	1	1:55.647	42.919	36.673	36.055	118.3	24:35.206								
10	1	2:31.328	42.612	49.382	59.334	90.4	27:06.534								
117 1.Peter MURSALL							BMW 1800 Ti D								
2.Daniel MURSALL															
1	1	2:44.081	1:21.250	42.531	40.300	83.4	2:44.081								
2	1	1:46.413	30.083	38.291	38.039	128.6	4:30.494								
3	1	1:45.526	28.618	38.896	38.012	129.7	6:16.020								
4	1	1:46.657	28.738	38.664	39.255	128.3	8:02.677								
5	1	1:47.826	30.086	39.144	38.596	126.9	9:50.503								
6	1	1:44.248	28.765	37.645	37.838	131.3	11:34.751								
7	1	3:25.235	29.880	39.598	2:15.757	66.7	14:59.986								
8	1	1:56.285	34.978	41.324	39.983	117.7	16:56.271								
9	1	1:44.785	28.797	37.804	38.184	130.6	18:41.056								
10	1	1:49.803	29.440	41.853	38.510	124.6	20:30.859								
11	1	1:44.072	28.861	37.445	37.766	131.5	22:14.931								
12	1	1:44.111	28.886	37.368	37.857	131.4	23:59.042								
13	1	1:59.472	33.261	43.572	42.639	114.5	25:58.514								
161 1.Alan LETTS							Ford Lotus Cortina C*								
2.Geoffrey LETTS															
1	1	2:24.041	1:06.525	40.002	37.514	95.0	2:24.041								
2	1	1:42.988	28.445	37.637	36.906	132.9	4:07.029								
3	1	1:42.007	27.772	37.376	36.859	134.1	5:49.036								
4	1	1:40.264	27.902	36.150	36.212	136.5	7:29.300								
5	1	1:40.125	27.486	36.451	36.188	136.7	9:09.425								
6	1	1:40.444	27.451	36.373	36.620	136.2	10:49.869								
7	1	1:40.535	27.620	36.584	36.331	136.1	12:30.404								
8	1	1:40.579	27.577	36.415	36.587	136.0	14:10.983								



U2TC
GRAND PRIX DE L'AGE D'OR
RACE 1 (40')

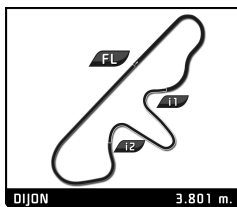
Starting Grid

1:50.762	Charles FIRMENICH	41	- 10 -	46	2:18.620	Christian BOURIEZ
1:47.820	Patrick WILWERT	62	- 9 -	2	1:50.354	Carlo VÖGELE
1:45.004	Xavier GALANT	44	- 8 -	29	1:45.556	Richard PARSONS
1:44.502	Steve JONES	84	- 7 -	12	1:44.720	Daniel REINHARDT
1:44.072	Peter MURSALL	117	- 6 -	68	1:44.184	Daniel MURSALL
1:43.128	Graham CHURCHILL	15	- 5 -	95	1:43.175	Thierry DE LATRE DU BOSQUEAU
1:40.583	Dominik ROSCHMANN	179	- 4 -	69	1:40.981	John AVILL
1:39.341	Steve SOPER	7	- 3 -	161	1:40.125	Alan LETTS
1:39.110	Richard SHAW	100	- 2 -	52	1:39.143	Richard DUTTON
1:38.291	Alexander FURIANI	36	- 1 -	16	1:38.625	David TOMLIN

Pole

Stewards:

Timekeeper:



U2TC
GRAND PRIX DE L'AGE D'OR
RACE 1 ((40'))

Final Classification

Drivers	Team	Vehicle	Class	Laps	Total Time	Gap	Kph	Best Lap		
								Lap	Time	Kph
1 7 Steve SOPER/David CUFF		Ford Lotus Cortina	C	18	31:25.822	-	130.6	12	1:38.739	138.6
2 100 Richard SHAW		BMW 1800 TISA	D	18	31:33.599	+7.777	130.1	9	1:39.411	137.6
3 36 Alexander FURIANI/Frank STIPLER		Alfa Romeo Giulia Sprint GTA	C	18	31:35.906	+10.084	129.9	16	1:38.606	138.8
4 52 Richard DUTTON		Ford Lotus Cortina	C	18	31:39.857	+14.035	129.6	12	1:38.995	138.2
5 161 Alan LETTS/Geoffrey LETTS		Ford Lotus Cortina	C*	18	32:01.754	+35.932	128.2	7	1:39.979	136.9
6 179 Dominik ROSCHMANN		Alfa Romeo Giulia Sprint GTA	C	18	32:13.158	+47.336	127.4	11	1:40.657	135.9
7 16 David TOMLIN/Richard MEADEN		Ford Lotus Cortina	C	17	30:45.401	1 Lap	126.1	15	1:39.215	137.9
8 69 John AVILL/Ross HYETT		Ford Lotus Cortina	C	17	30:46.918	1 Lap	126.0	9	1:41.070	135.4
9 68 Daniel MURSALL/Peter MURSALL		BMW 1800 Ti	D	17	31:06.852	1 Lap	124.6	13	1:42.625	133.3
10 15 Graham CHURCHILL/Peter BALDWIN		Austin Mini Cooper S	B	17	31:15.586	1 Lap	124.0	7	1:43.130	132.7
11 84 Steve JONES		Morris Mini Cooper S	B	17	31:27.132	1 Lap	123.3	16	1:43.097	132.7
12 44 Xavier GALANT/Olivier TANGOONE		Alfa Romeo GTA	C	17	31:41.372	1 Lap	122.3	11	1:42.856	133.0
13 117 Peter MURSALL/Daniel MURSALL		BMW 1800 Ti	D	17	31:42.582	1 Lap	122.3	15	1:44.661	130.7
14 2 Carlo VÖGELE/Alain VÖGELE		Alfa Romeo Giulia Sprint GTA	C	16	30:51.167	2 Laps	118.3	15	1:44.141	131.4
15 12 Daniel REINHARDT/Dominique REINHARDT		Alfa Romeo Giulia Sprint GTA	C	16	30:52.027	2 Laps	118.2	15	1:43.087	132.7
16 29 Richard PARSONS/Eliee BIRCHENHOUGH		Morris Mini Cooper S	B*	16	31:13.066	2 Laps	116.9	10	1:43.790	131.8
17 41 Charles FIRMENICH		Ford Lotus Cortina	C	16	31:19.148	2 Laps	116.5	8	1:49.374	125.1
18 62 Patrick WILWERT/Tom MAILLIET		Alfa Romeo Giulia Ti Super	C**	16	31:39.143	2 Laps	115.3	14	1:47.339	127.5
19 46 Christian BOURIEZ/Alice BOURIEZ		Alfa Romeo Giulia Sprint GT	C	13	30:49.316	5 Laps	96.2	9	2:08.996	106.1

Not classified:

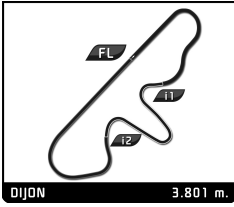
95 Thierry DE LATRE DU BOSQUEAU		Ford Lotus Cortina	C	15	28:04.534			11	1:43.448	132.3
---------------------------------	--	--------------------	---	----	------------------	--	--	----	-----------------	-------

Pole Position	A. FURIANI	1:38.291	
Fastest Lap	Lap 16 Alexander FURIANI	1:38.606	138.8 Kph

Published at:

Track Status: **DRY**

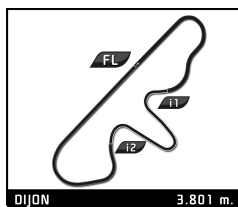
Stewards:	Timekeeper:
------------------	--------------------



U2TC
GRAND PRIX DE L'AGE D'OR
RACE 1

Lap Chart

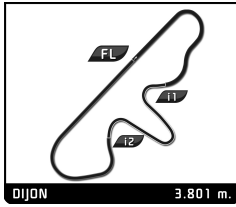
		LAP																		
Nr	Pos	Grid	1	2	3	4	5	6	7	8	9	10	11	12	13	14	15	16	17	18
36	1	36	36	36	36	36	36	36	36	36	7	7	7	7	7	7	7	7	7	7
16	2	16	52	52	52	7	7	7	7	7	36	52	52	52	52	52	100	100	100	100
100	3	100	7	7	7	52	52	52	52	52	52	100	100	100	100	100	161	36	36	36
52	4	52	100	100	100	100	100	100	100	100	100	161	161	161	161	161	68	52	52	52
7	5	7	16	16	16	16	16	16	16	16	16	69	69	68	68	68	52	161	161	161
161	6	161	161	161	161	161	161	161	161	161	161	68	68	15	84	36	36	16	179	179
179	7	179	69	69	69	69	69	69	69	69	69	15	15	84	117	117	16	179	16	
69	8	69	179	179	179	179	179	179	179	179	68	84	84	95	36	16	117	69	69	
15	9	15	15	68	68	68	68	68	68	68	15	29	44	117	16	179	179	68	68	
95	10	95	68	84	84	84	84	84	84	84	15	84	44	95	36	179	69	69	15	15
117	11	117	84	15	15	15	15	15	15	84	29	95	117	16	69	15	15	84	84	
68	12	68	95	117	117	29	29	29	29	29	44	117	36	69	15	84	84	117	44	
84	13	84	117	29	29	117	117	117	117	44	95	36	16	179	95	95	44	44	117	
12	14	12	29	95	95	95	95	95	95	95	117	16	179	44	44	44	95	2		
44	15	44	44	44	44	44	44	44	44	117	12	179	29	29	29	29	29	12		
29	16	29	12	12	12	12	12	12	12	12	179	12	12	2	2	2	2	29		
62	17	62	62	2	2	2	2	2	2	2	62	62	2	12	12	12	12	41		
2	18	2	2	62	62	62	62	62	62	62	41	41	41	41	62	62	41	62		
41	19	41	41	41	41	41	41	41	41	41	2	2	62	62	41	41	62			
46	20	46	46	46	46	46	46	46	46	46	46	46	46	46	46					



U2TC
GRAND PRIX DE L'AGE D'OR
RACE 1

Best Sector Times

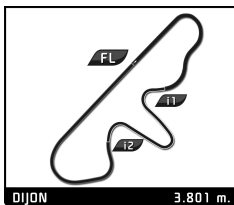
SECTOR 1			SECTOR 2			SECTOR 3			Pos	Team	Cl	Ideal Lap	Best Lap
Pos	Driver	Time	Driver	Time	Driver	Time							
1	52 R.DUTTON	27.156	7 S.SOPER	35.283	36 A.FURIANI	35.593	1	36	C	1:38.161	1:38.606	(1)	
2	36 A.FURIANI	27.160	36 A.FURIANI	35.408	52 R.DUTTON	35.807	2	7	C	1:38.473	1:38.739	(2)	
3	7 S.SOPER	27.198	16 D.TOMLIN	35.549	7 S.SOPER	35.992	3	52	C	1:38.799	1:38.995	(3)	
4	16 D.TOMLIN	27.200	52 R.DUTTON	35.836	16 D.TOMLIN	36.050	4	16	C	1:38.799	1:39.215	(4)	
5	100 R.SHAW	27.309	100 R.SHAW	35.940	100 R.SHAW	36.066	5	100	D	1:39.315	1:39.411	(5)	
6	161 A.LETTS	27.437	179 D.ROSCHMANN	36.079	161 A.LETTS	36.183	6	161	C*	1:39.707	1:39.979	(6)	
7	69 J.AVILL	27.719	161 A.LETTS	36.087	69 J.AVILL	36.578	7	179	C	1:40.627	1:40.657	(7)	
8	179 D.ROSCHMANN	27.870	69 J.AVILL	36.336	179 D.ROSCHMANN	36.678	8	69	C	1:40.633	1:41.070	(8)	
9	68 D.MURSALL	27.983	44 X.GALANT	36.669	68 D.MURSALL	37.248	9	44	C	1:42.376	1:42.856	(10)	
10	12 D.REINHARDT	28.145	95 T DE LATRE DU BOSQUEAU	36.784	44 X.GALANT	37.369	10	68	D	1:42.409	1:42.625	(9)	
11	15 G.CHURCHILL	28.245	12 D.REINHARDT	36.887	84 S.JONES	37.437	11	84	B	1:42.697	1:43.097	(12)	
12	84 S.JONES	28.261	84 S.JONES	36.999	15 G.CHURCHILL	37.602	12	12	C	1:42.710	1:43.087	(11)	
13	44 X.GALANT	28.338	15 G.CHURCHILL	37.000	12 D.REINHARDT	37.678	13	15	B	1:42.847	1:43.130	(13)	
14	95 T DE LATRE DU BOSQUEAU	28.427	29 R.PARSONS	37.156	2 C.VÖGELE	37.783	14	95	C	1:43.069	1:43.448	(14)	
15	29 R.PARSONS	28.539	68 D.MURSALL	37.178	95 T DE LATRE DU BOSQUEAU	37.858	15	2	C	1:43.652	1:44.141	(16)	
16	117 P.MURSALL	28.606	2 C.VÖGELE	37.223	117 P.MURSALL	37.933	16	29	B*	1:43.659	1:43.790	(15)	
17	2 C.VÖGELE	28.646	117 P.MURSALL	37.655	29 R.PARSONS	37.964	17	117	D	1:44.194	1:44.661	(17)	
18	62 P.WILWERT	29.424	62 P.WILWERT	38.295	62 P.WILWERT	39.233	18	62	C**	1:46.952	1:47.339	(18)	
19	41 C.FIRMENICH	30.110	41 C.FIRMENICH	38.533	41 C.FIRMENICH	39.715	19	41	C	1:48.358	1:49.374	(19)	
20	46 C.BOURIEZ	36.645	46 C.BOURIEZ	45.180	46 C.BOURIEZ	45.476	20	46	C	2:07.301	2:08.996	(20)	



U2TC
GRAND PRIX DE L'AGE D'OR
RACE 1

Fastest Lap Sequence

Practice Time	Team	Car	Class	Driver	Time	Kph	Lap
3:27.335	36	Alfa Romeo Giulia Sprint GTA	C	Alexander FURIANI	1:39.958	136.9	2
6:47.224	36	Alfa Romeo Giulia Sprint GTA	C	Alexander FURIANI	1:39.900	137.0	4
6:49.263	7	Ford Lotus Cortina	C	Steve SOPER	1:39.590	137.4	4
8:28.759	7	Ford Lotus Cortina	C	Steve SOPER	1:39.496	137.5	5
10:07.975	7	Ford Lotus Cortina	C	Steve SOPER	1:39.216	137.9	6
11:47.064	7	Ford Lotus Cortina	C	Steve SOPER	1:39.089	138.1	7
20:05.270	7	Ford Lotus Cortina	C	Steve SOPER	1:38.739	138.6	12
21:29.561	36	Alfa Romeo Giulia Sprint GTA	C	Alexander FURIANI	1:38.721	138.6	12
24:47.314	36	Alfa Romeo Giulia Sprint GTA	C	Alexander FURIANI	1:38.622	138.7	14
28:04.872	36	Alfa Romeo Giulia Sprint GTA	C	Alexander FURIANI	1:38.606	138.8	16

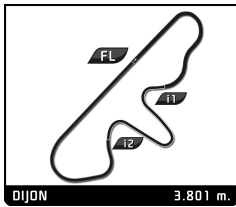


U2TC
GRAND PRIX DE L'AGE D'OR
RACE 1

Analysis by lap

Lapped

Nr	Lap Time	Gap	Nr	Lap Time	Gap	Nr	Lap Time	Gap	Nr	Lap Time	Gap	Nr	Lap Time	Gap
Lap 1			15	1:44.591	17.870	7	1:39.216	1.180	95	1:45.223	51.775	68	1:43.680	47.137
36	1:47.377		117	1:46.617	23.180	52	1:39.636	2.925	117	1:46.367	52.245	15	1:43.700	48.201
52	1:48.567	1.190	29	1:46.111	23.421	100	1:39.836	3.962	12	1:48.257	1'28.406	84	1:43.624	48.473
7	1:48.818	1.441	95	1:46.344	23.672	16	1:40.265	4.890	2	1:48.680	1'33.424	44	1:42.856	1'02.113
100	1:49.288	1.911	44	1:46.561	28.637	161	1:40.263	6.074				95	1:43.448	1'03.813
16	1:50.142	2.765	12	1:51.982	39.268	69	1:41.350	12.223	Lap 9			117	1:45.661	1'08.493
161	1:50.501	3.124	2	1:51.049	42.822	179	1:41.823	12.933	7	1:39.282		36	1:46.214	1'24.309
69	1:50.856	3.479	62	1:53.263	45.075	68	1:43.249	28.689	36	1:40.365	0.957	16	1:46.690	1'31.624
179	1:52.014	4.637	41	1:51.759	46.843	84	1:43.448	29.549	62	1:50.203	1 Lap	46	2:08.996	2 Laps
15	1:54.069	6.692	Lap 4			15	1:43.403	30.007	52	1:39.917	1.282	Lap 12		
68	1:54.276	6.899	36	1:39.900		29	1:44.121	37.446	41	1:49.374	1 Lap	7	1:38.739	
84	1:55.641	8.264	7	1:39.590	2.039	117	1:45.214	41.604	100	1:39.411	2.618	2	1:54.721	2 Laps
95	1:56.819	9.442	52	1:40.610	3.012	95	1:45.063	41.790	16	1:39.359	3.348	52	1:38.995	1.368
117	1:56.913	9.536	100	1:41.068	4.068	44	1:43.927	43.996	161	1:40.252	6.926	100	1:39.936	3.874
29	1:57.805	10.428	16	1:40.122	4.196	12	1:50.756	1'12.019	69	1:41.070	15.743	179	1:40.657	1 Lap
44	2:01.310	13.933	161	1:40.487	5.137	2	1:49.745	1'15.102	46	2:10.508	2 Laps	161	1:40.536	10.053
12	2:01.332	13.955	69	1:41.599	8.748	46	2:09.432	1 Lap	68	1:44.528	40.128	68	1:44.014	52.412
62	2:05.347	17.970	179	1:41.770	9.551	62	1:50.308	1'19.377	15	1:43.686	40.226	15	1:43.570	53.032
2	2:05.974	18.597	46	2:16.914	1 Lap	41	1:51.329	1'21.059	84	1:43.978	40.771	84	1:43.633	53.367
41	2:08.010	20.633	68	1:44.271	20.904	Lap 7			29	1:43.856	49.225	29	3:24.898	1 Lap
46	2:25.498	38.121	84	1:44.287	21.517	36	1:39.792		44	1:44.189	55.344	95	1:43.529	1'08.603
Lap 2			15	1:43.848	21.818	7	1:39.089	0.477	95	1:43.921	56.288	117	1:45.025	1'14.779
36	1:39.958		29	1:44.647	28.168	52	1:39.377	2.510	117	1:44.994	57.831	36	1:38.721	1'24.291
52	1:40.305	1.537	117	1:46.438	29.718	100	1:39.734	3.904	12	1:48.018	1'37.016	16	1:39.866	1'32.751
7	1:40.292	1.775	95	1:46.832	30.604	16	1:39.677	4.775	179	3:02.786	1'37.991	Lap 13		
100	1:40.815	2.768	44	1:45.396	34.133	161	1:39.979	6.261	7	1:39.347		7	1:39.413	
16	1:41.000	3.807	12	1:51.196	50.564	69	1:41.397	13.828	52	1:40.409	2.344	52	1:39.509	1.464
161	1:41.072	4.238	2	1:49.873	52.795	179	1:41.265	14.406	100	1:39.860	3.131	69	3:04.559	1 Lap
69	1:41.945	5.466	62	1:51.971	57.146	68	1:43.513	32.410	161	1:40.556	8.135	100	1:41.135	5.596
179	1:41.657	6.336	41	1:51.353	58.296	84	1:43.415	33.172	62	1:50.360	1 Lap	179	1:42.220	1 Lap
68	1:45.223	12.164	Lap 5			15	1:43.130	33.345	41	1:50.545	1 Lap	12	3:19.728	2 Laps
84	1:44.924	13.230	36	1:39.733		29	1:44.084	41.738	69	1:41.189	17.585	161	1:40.352	10.992
15	1:46.534	13.268	7	1:39.496	1.802	117	1:44.925	46.737	68	1:43.006	43.787	2	1:50.527	2 Laps
117	1:46.974	16.552	52	1:39.848	3.127	95	1:45.413	47.411	15	1:43.952	44.831	41	3:09.187	2 Laps
29	1:46.829	17.299	100	1:39.629	3.964	44	1:43.275	47.479	84	1:43.755	45.179	62	3:13.920	2 Laps
95	1:47.833	17.317	16	1:40.000	4.463	12	1:48.781	1'21.008	29	1:43.790	53.668	46	2:09.172	3 Laps
44	1:48.090	22.065	161	1:40.245	5.649	2	1:50.293	1'25.603	44	1:43.590	59.587	68	1:42.625	55.624
12	1:53.278	27.275	69	1:41.696	10.711	62	1:51.677	1'31.262	95	1:43.754	1'00.695	84	1:43.503	57.457
2	1:53.123	31.762	179	1:41.130	10.948	41	1:51.658	1'32.925	117	1:44.678	1'03.162	44	3:16.037	1 Lap
62	1:53.789	31.801	68	1:44.107	25.278	Lap 8			46	2:09.764	2 Laps	117	1:45.279	1'20.645
41	1:54.398	35.073	84	1:44.155	25.939	36	1:40.859		36	2:56.815	1'18.425	36	1:39.131	1'24.009
46	2:16.592	1'14.755	15	1:44.357	26.442	7	1:40.508	0.126	2	3:09.836	1 Lap	29	2:07.297	1 Lap
Lap 3			29	1:44.728	33.163	52	1:39.122	0.773	16	3:01.263	1'25.264	16	1:39.365	1'32.703
36	1:39.989		117	1:46.243	36.228	100	1:39.570	2.615	Lap 11			Lap 14		
52	1:40.754	2.302	95	1:45.694	36.565	16	1:39.481	3.397	7	1:40.330		7	1:39.054	
7	1:40.563	2.349	44	1:45.507	39.907	46	2:09.362	2 Laps	52	1:39.098	1.112	52	1:39.193	1.603
100	1:40.121	2.900	46	2:14.307	1 Lap	161	1:40.680	6.082	100	1:39.876	2.677	100	1:40.064	6.606
16	1:40.156	3.974	12	1:50.270	1'01.101	69	1:41.112	14.081	179	1:46.003	1 Lap	179	1:41.063	1 Lap
161	1:40.301	4.550	2	1:52.133	1'05.195	179	1:41.066	14.613	161	1:40.451	8.256	161	1:40.335	12.273
69	1:41.572	7.049	62	1:51.494	1'08.907	68	1:43.457	35.008	12	1:51.503	1 Lap	69	1:50.300	1 Lap
179	1:41.334	7.681	41	1:51.005	1'09.568	15	1:43.462	35.948	69	1:41.356	18.611	2	1:47.448	2 Laps
68	1:44.358	16.533	Lap 6			84	1:43.888	36.201	62	1:49.994	1 Lap	12	1:53.695	2 Laps
84	1:43.889	17.130	36	1:39.838		29	1:43.898	44.777	41	1:50.462	1 Lap	41	1:54.816	2 Laps
						44	1:43.943	50.563						

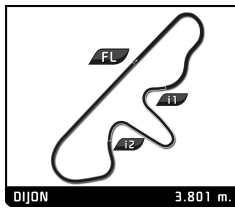


U2TC
GRAND PRIX DE L'AGE D'OR
RACE 1

Analysis by lap

Lapped

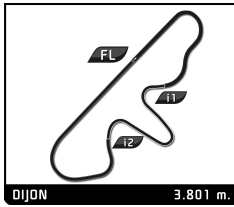
Nr	Lap Time	Gap	Nr	Lap Time	Gap	Nr	Lap Time	Gap	Nr	Lap Time	Gap	Nr	Lap Time	Gap
62	1:54.094	2 Laps	29	1:50.092	2 Laps									
15	3:03.474	1 Lap	2	1:44.141	2 Laps									
68	1:42.651	59.221	12	1:43.087	2 Laps									
95	3:14.638	1 Lap	68	3:01.450	1 Lap									
44	1:52.084	1 Lap	15	1:44.242	1 Lap									
36	1:38.622	1'23.577	41	1:50.900	2 Laps									
117	1:46.794	1'28.385	84	1:43.097	1 Lap									
16	1:39.795	1'33.444	62	2:07.867	2 Laps									
Lap 15			36	1:38.623	1'20.434									
7	1:39.427		117	3:08.581	1 Lap									
29	1:53.182	2 Laps	52	1:39.369	1'24.205									
100	1:40.009	7.188	44	1:43.168	1 Lap									
179	1:41.344	1 Lap	161	2:01.490	1'51.280									
161	1:40.231	13.077	179	1:45.172	2'01.185									
69	1:42.827	1 Lap	16	2:29.484	2'22.340									
2	1:45.797	2 Laps	69	1:59.484	2'23.857									
12	1:44.431	2 Laps	46	2:20.264	4 Laps									
62	1:47.472	2 Laps	2	1:53.453	1 Lap									
41	1:50.229	2 Laps	12	1:52.002	1 Lap									
15	1:50.724	1 Lap	68	1:59.335	2'43.791									
84	3:14.109	1 Lap	29	2:24.808	1 Lap									
46	3:55.044	4 Laps	15	1:54.504	2'52.525									
68	1:43.109	1'02.903	41	1:54.016	1 Lap									
95	1:51.546	1 Lap	Lap 18											
44	1:44.173	1 Lap	7	3:02.761										
52	2:58.300	1'20.476	84	1:58.827	1 Lap									
36	1:38.952	1'23.102	100	3:02.288	7.777									
16	1:39.215	1'33.232	36	1:52.411	10.084									
117	1:44.661	1'33.619	62	2:00.045	2 Laps									
Lap 16			52	1:52.591	14.035									
7	1:39.429		44	1:53.839	1 Lap									
100	1:40.665	8.424	117	1:57.218	1 Lap									
179	1:41.655	1 Lap	161	1:47.413	35.932									
29	1:52.920	2 Laps	179	1:48.912	47.336									
69	1:41.950	1 Lap												
2	1:44.374	2 Laps												
12	1:43.711	2 Laps												
62	1:47.339	2 Laps												
41	1:50.107	2 Laps												
15	1:44.340	1 Lap												
84	1:48.959	1 Lap												
44	1:43.427	1 Lap												
95	1:44.477	1 Lap												
36	1:38.606	1'22.279												
52	1:44.257	1'25.304												
161	2:56.610	1'30.258												
16	1:39.521	1'33.324												
Lap 17														
7	1:40.468													
46	2:23.463	5 Laps												
100	1:40.294	8.250												
179	1:41.287	1 Lap												
69	1:42.656	1 Lap												



U2TC GRAND PRIX DE L'AGE D'OR RACE 1

Analysis

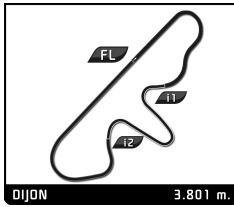
							■ Personal Best		■ Session Best		■ B Crossing the finish line in pit lane					
Lap	D	Time	Sector 1	Sector 2	Sector 3	Kph	Elapsed	Lap	D	Time	Sector 1	Sector 2	Sector 3	Kph	Elapsed	
2	1. Carlo VÖGELE 2. Alain VÖGELE															
	Alfa Romeo Giulia Sprint GTA C															
	1	1	2:05.974	43.590	41.812	40.572	108.6	2:05.974	15	1	1:43.087	28.174	37.235	37.678	132.7	29:00.025
	2	1	1:53.123	31.916	41.012	40.195	121.0	3:59.097	16	1	1:52.002	28.145	36.887	46.970	122.2	30:52.027
	3	1	1:51.049	30.299	40.364	40.386	123.2	5:50.146								
	4	1	1:49.873	30.154	40.069	39.650	124.5	7:40.019								
	5	1	1:52.133	31.863	39.926	40.344	122.0	9:32.152								
	6	1	1:49.745	31.077	39.279	39.389	124.7	11:21.897								
	7	1	1:50.293	31.390	39.149	39.754	124.1	13:12.190								
	8	1	1:48.680	30.557	38.685	39.438	125.9	15:00.870								
	9	1	3:09.836 B	30.576	39.479	1:59.781	72.1	18:10.706								
	10	1	1:54.721	37.062	38.611	39.048	119.3	20:05.427								
	11	1	1:50.527	31.891	39.495	39.141	123.8	21:55.954								
	12	1	1:47.448	30.169	38.561	38.718	127.4	23:43.402								
	13	1	1:45.797	29.610	38.045	38.142	129.3	25:29.199								
	14	1	1:44.374	29.181	37.330	37.863	131.1	27:13.573								
	15	1	1:44.141	28.893	37.465	37.783	131.4	28:57.714								
16	1	1:53.453	28.646	37.223	47.584	120.6	30:51.167									
7	1. Steve SOPER 2. David CUFF															
	Ford Lotus Cortina C															
	1	1	1:48.818	35.949	36.118	36.751	125.7	1:48.818								
	2	1	1:40.292	28.099	36.027	36.166	136.4	3:29.110								
	3	1	1:40.563	27.808	36.244	36.511	136.1	5:09.673								
	4	1	1:39.590	27.419	35.490	36.681	137.4	6:49.263								
	5	1	1:39.496	27.542	35.723	36.231	137.5	8:28.759								
	6	1	1:39.216	27.323	35.759	36.134	137.9	10:07.975								
	7	1	1:39.089	27.648	35.428	36.013	138.1	11:47.064								
	8	1	1:40.508	27.548	36.271	36.689	136.1	13:27.572								
	9	1	1:39.282	27.574	35.589	36.119	137.8	15:06.854								
	10	1	1:39.347	27.410	35.763	36.174	137.7	16:46.201								
	11	1	1:40.330	27.624	36.118	36.588	136.4	18:26.531								
	12	1	1:38.739	27.198	35.283	36.258	138.6	20:05.270								
	13	1	1:39.413	27.921	35.500	35.992	137.6	21:44.683								
	14	1	1:39.054	27.420	35.613	36.021	138.1	23:23.737								
	15	1	1:39.427	27.306	35.692	36.429	137.6	25:03.164								
	16	1	1:39.429	27.398	35.931	36.100	137.6	26:42.593								
17	1	1:40.468	27.600	36.101	36.767	136.2	28:23.061									
18	1	3:02.761 B	27.228	36.007	1:59.526	74.9	31:25.822									
15	1. Graham CHURCHILL 2. Peter BALDWIN															
	Austin Mini Cooper S B															
	1	1	1:54.069	37.421	38.249	38.399	120.0	1:54.069								
	2	1	1:46.534	29.311	38.529	38.694	128.4	3:40.603								
	3	1	1:44.591	29.137	37.416	38.038	130.8	5:25.194								
	4	1	1:43.848	28.463	37.325	38.060	131.8	7:09.042								
	5	1	1:44.357	29.051	37.470	37.836	131.1	8:53.399								
	6	1	1:43.403	28.538	37.000	37.865	132.3	10:36.802								
	7	1	1:43.130	28.405	37.123	37.602	132.7	12:19.932								
	8	1	1:43.462	28.329	37.017	38.116	132.3	14:03.394								
	9	1	1:43.686	28.548	37.224	37.914	132.0	15:47.080								
	10	1	1:43.952	28.611	37.168	38.173	131.6	17:31.032								
	11	1	1:43.700	28.245	37.194	38.261	132.0	19:14.732								
	12	1	1:43.570	28.667	37.009	37.894	132.1	20:58.302								
	13	1	3:03.474 B	28.392	37.095	1:57.987	74.6	24:01.776								
	14	1	1:50.724	34.544	38.055	38.125	123.6	25:52.500								
	15	1	1:44.340	28.729	37.893	37.718	131.1	27:36.840								
16	1	1:44.242	28.511	37.578	38.153	131.3	29:21.082									
17	1	1:54.504	28.290	37.390	48.824	119.5	31:15.586									
16	1. David TOMLIN 2. Richard MEADEN															
	Ford Lotus Cortina C															
	1	1	1:50.142	35.783	37.791	36.568	124.2	1:50.142								
	2	1	1:41.000	27.962	36.338	36.700	135.5	3:31.142								
	3	1	1:40.156	27.533	36.296	36.327	136.6	5:11.298								
	4	1	1:40.122	27.524	36.206	36.392	136.7	6:51.420								
	5	1	1:40.000	27.715	36.115	36.170	136.8	8:31.420								
	6	1	1:40.265	27.607	36.252	36.406	136.5	10:11.685								
	7	1	1:39.677	27.649	35.815	36.213	137.3	11:51.362								
	8	1	1:39.481	27.580	35.851	36.050	137.5	13:30.843								
	9	1	1:39.359	27.512	35.618	36.229	137.7	15:10.202								
	10	1	3:01.263 B	27.607	36.021	1:57.635	75.5	18:11.465								
	11	1	1:46.690	34.046	36.260	36.384	128.3	19:58.155								
	12	1	1:39.866	27.349	36.255	36.262	137.0	21:38.021								
	13	1	1:39.365	27.287	35.876	36.202	137.7	23:17.386								
	14	1	1:39.795	27.218	36.175	36.402	137.1	24:57.181								
	15	1	1:39.215	27.319	35.549	36.347	137.9	26:36.396								
16	1	1:39.521	27.346	35.860	36.315	137.5	28:15.917									
17	1	2:29.484	27.200	35.745	1:26.539	91.5	30:45.401									
29	1. Richard PARSONS 2. Ellie BIRCHENHOUGH															
	Morris Mini Cooper S B*															
	1	1	1:57.805	40.112	38.997	38.696	116.2	1:57.805								
	2	1	1:46.829	29.383	38.882	38.564	128.1	3:44.634								
	3	1	1:46.111	29.220	38.250	38.641	129.0	5:30.745								
	4	1	1:44.647	28.971	37.492	38.184	130.8	7:15.392								
	5	1	1:44.728	28.619	37.967	38.142	130.7	9:00.120								
	6	1	1:44.121	28.706	37.357	38.058	131.4	10:44.241								
	7	1	1:44.084	28.722	37.195	38.167	131.5	12:28.325								
	8	1	1:43.898	28.579	37.240	38.079	131.7	14:12.223								
	9	1	1:43.856	28.539	37.353	37.964	131.8	15:56.079								
	10	1	1:43.790	28.659	37.156	37.975	131.8	17:39.869								
	11	1	3:24.898 B	29.011	37.222	2:18.665	66.8	21:04.767								



U2TC
GRAND PRIX DE L'AGE D'OR
RACE 1

Analysis

Alfa Romeo Giulia Sprint GTA							Alfa Romeo Giulia Sprint GT								
Lap	D	Time	Sector 1	Sector 2	Sector 3	Kph	Elapsed	Lap	D	Time	Sector 1	Sector 2	Sector 3	Kph	Elapsed
12	1	2:07.297	42.497	43.572	41.228	107.5	23:12.064	9	1	1:44.189	28.791	37.419	37.979	131.3	16:02.198
13	1	1:53.182	31.274	41.218	40.690	120.9	25:05.246	10	1	1:43.590	28.932	36.946	37.712	132.1	17:45.788
14	1	1:52.920	30.806	41.773	40.341	121.2	26:58.166	11	1	1:42.856	28.564	36.669	37.623	133.0	19:28.644
15	1	1:50.092	29.797	40.017	40.278	124.3	28:48.258	12	1	3:16.037 B	29.001	36.976	2:10.060	69.8	22:44.681
16	1	2:24.808	30.533	40.792	1:13.483	94.5	31:13.066	13	1	1:52.084	37.047	37.091	37.946	122.1	24:36.765
36							46								
1.Alexander FURIANI							1.Christian BOURIEZ								
2.Frank STIPPLER							2.Alice BOURIEZ								
1	1	1:47.377	34.382	36.628	36.367	127.4	1:47.377	1	1	2:25.498	49.295	47.734	48.469	94.0	2:25.498
2	1	1:39.958	27.687	35.973	36.298	136.9	3:27.335	2	1	2:16.592	39.481	48.753	48.358	100.2	4:42.090
3	1	1:39.989	27.761	36.040	36.188	136.9	5:07.324	3	1	2:16.914	40.193	47.950	48.771	99.9	6:59.004
4	1	1:39.900	27.635	35.907	36.358	137.0	6:47.224	4	1	2:14.307	39.118	48.303	46.886	101.9	9:13.311
5	1	1:39.733	27.685	35.821	36.227	137.2	8:26.957	5	1	2:09.432	37.059	45.976	46.397	105.7	11:22.743
6	1	1:39.838	27.515	35.985	36.338	137.1	10:06.795	6	1	2:09.362	37.070	45.678	46.614	105.8	13:32.105
7	1	1:39.792	27.615	35.911	36.266	137.1	11:46.587	7	1	2:10.508	37.253	46.383	46.872	104.8	15:42.613
8	1	1:40.859	27.808	36.226	36.825	135.7	13:27.446	8	1	2:09.764	37.049	46.186	46.529	105.4	17:52.377
9	1	1:40.365	28.246	35.898	36.221	136.3	15:07.811	9	1	2:08.996	37.344	45.180	46.472	106.1	20:01.373
10	1	2:56.815 B	27.981	36.049	1:52.785	77.4	18:04.626	10	1	2:09.172	37.262	46.434	45.476	105.9	22:10.545
11	1	1:46.214	34.554	35.778	35.882	128.8	19:50.840	11	1	3:55.044 B	36.645	47.877	2:30.522	58.2	26:05.589
12	1	1:38.721	27.281	35.532	35.908	138.6	21:29.561	12	1	2:23.463	47.715	47.357	48.391	95.4	28:29.052
13	1	1:39.131	27.160	35.408	36.563	138.0	23:08.692	13	1	2:20.264	37.080	46.274	56.910	97.6	30:49.316
14	1	1:38.622	27.270	35.524	35.828	138.7	24:47.314	52							
15	1	1:38.952	27.322	35.670	35.960	138.3	26:26.266	1.Richard DUTTON							
16	1	1:38.606	27.258	35.755	35.593	138.8	28:04.872	1	1	1:48.567	34.803	36.781	36.983	126.0	1:48.567
17	1	1:38.623	27.280	35.485	35.858	138.7	29:43.495	2	1	1:40.305	27.833	36.227	36.245	136.4	3:28.872
18	1	1:52.411	27.508	35.635	49.268	121.7	31:35.906	3	1	1:40.754	27.579	36.465	36.710	135.8	5:09.626
41							44								
1.Charles FIRMENICH							1.Xavier GALANT								
2.Frank STIPPLER							2.Olivier TANCOGNE								
1	1	2:08.010	44.262	41.864	41.884	106.9	2:08.010	1	1	2:01.310	41.295	40.418	39.597	112.8	2:01.310
2	1	1:54.398	32.686	40.037	41.675	119.6	4:02.408	2	1	1:48.090	30.291	38.753	39.046	126.6	3:49.400
3	1	1:51.759	31.595	39.107	41.057	122.4	5:54.167	3	1	1:46.561	29.820	38.289	38.452	128.4	5:35.961
4	1	1:51.353	31.366	39.385	40.602	122.9	7:45.520	4	1	1:45.396	29.134	37.912	38.350	129.8	7:21.357
5	1	1:51.005	30.981	39.048	40.976	123.3	9:36.525	5	1	1:45.507	29.261	37.249	38.997	129.7	9:06.864
6	1	1:51.329	31.291	39.177	40.861	122.9	11:27.854	6	1	1:43.927	28.940	37.115	37.872	131.7	10:50.791
7	1	1:51.658	31.778	39.386	40.494	122.5	13:19.512	7	1	1:43.275	28.846	37.060	37.369	132.5	12:34.066
8	1	1:49.374	30.334	38.547	40.493	125.1	15:08.886	8	1	1:43.943	28.628	37.588	37.727	131.6	14:18.009
9	1	1:50.545	31.141	39.689	39.715	123.8	16:59.431	62							
10	1	1:50.462	30.355	39.060	41.047	123.9	18:49.893	1.Patrick WILWERT							
11	1	3:09.187 B	30.110	38.812	2:00.265	72.3	21:59.080	2.Tom MAILLIET							
12	1	1:54.816	35.236	38.533	41.047	119.2	23:53.896	1	1	2:05.347	43.125	41.125	41.097	109.2	2:05.347
13	1	1:50.229	30.408	39.233	40.588	124.1	25:44.125	2	1	1:53.789	31.965	40.794	41.030	120.3	3:59.136
14	1	1:50.107	30.832	39.017	40.258	124.3	27:34.232	3	1	1:53.263	31.317	40.817	41.129	120.8	5:52.399
15	1	1:50.900	30.925	39.775	40.200	123.4	29:25.132	4	1	1:51.971	31.028	39.948	40.995	122.2	7:44.370
16	1	1:54.016	30.203	39.610	44.203	120.0	31:19.148	5	1	1:51.494	30.654	39.922	40.918	122.7	9:35.864
44							62								
1.Xavier GALANT							1.Patrick WILWERT								
2.Olivier TANCOGNE							2.Tom MAILLIET								
1	1	2:01.310	41.295	40.418	39.597	112.8	2:01.310	1	1	1:50.308	30.610	39.342	40.356	124.0	11:26.172
2	1	1:48.090	30.291	38.753	39.046	126.6	3:49.400	7	1	1:51.677	31.903	39.044	40.730	122.5	13:17.849
3	1	1:46.561	29.820	38.289	38.452	128.4	5:35.961	Alfa Romeo Giulia Ti Super C**							
4	1	1:45.396	29.134	37.912	38.350	129.8	7:21.357	1	1	2:05.347	43.125	41.125	41.097	109.2	2:05.347
5	1	1:45.507	29.261	37.249	38.997	129.7	9:06.864	2	1	1:53.789	31.965	40.794	41.030	120.3	3:59.136
6	1	1:43.927	28.940	37.115	37.872	131.7	10:50.791	3	1	1:53.263	31.317	40.817	41.129	120.8	5:52.399
7	1	1:43.275	28.846	37.060	37.369	132.5	12:34.066	4	1	1:51.971	31.028	39.948	40.995	122.2	7:44.370
8	1	1:43.943	28.628	37.588	37.727	131.6	14:18.009	5	1	1:51.494	30.654	39.922	40.918	122.7	9:35.864

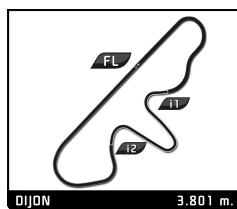


U2TC GRAND PRIX DE L'AGE D'OR RACE 1

Analysis

■ Personal Best ■ Session Best **B** Crossing the finish line in pit lane

Lap	D	Time	Sector 1	Sector 2	Sector 3	Kph	Elapsed	Lap	D	Time	Sector 1	Sector 2	Sector 3	Kph	Elapsed
8	1	1:50.203	30.489	39.541	40.173	124.2	15:08.052	5	1	1:44.155	28.980	37.182	37.993	131.4	8:52.896
9	1	1:50.360	31.395	39.428	39.537	124.0	16:58.412	6	1	1:43.448	28.469	37.389	37.590	132.3	10:36.344
10	1	1:49.994	30.573	39.139	40.282	124.4	18:48.406	7	1	1:43.415	28.479	37.323	37.613	132.3	12:19.759
11	1	3:13.920 B	30.039	39.048	2:04.833	70.6	22:02.326	8	1	1:43.888	28.987	37.464	37.437	131.7	14:03.647
12	1	1:54.094	35.702	39.159	39.233	119.9	23:56.420	9	1	1:43.978	28.758	37.392	37.828	131.6	15:47.625
13	1	1:47.472	29.715	38.295	39.462	127.3	25:43.892	10	1	1:43.755	28.920	37.389	37.446	131.9	17:31.380
14	1	1:47.339	29.424	38.595	39.320	127.5	27:31.231	11	1	1:43.624	28.925	37.240	37.459	132.1	19:15.004
15	1	2:07.867 B	32.084	38.759	57.024	107.0	29:39.098	12	1	1:43.633	28.995	37.186	37.452	132.0	20:58.637
16	1	2:00.045	34.965	39.617	45.463	114.0	31:39.143	13	1	1:43.503	28.766	36.999	37.738	132.2	22:42.140
<div style="border: 1px solid black; padding: 5px;"> 68 BMW 1800 Ti 1. Daniel MURSALL 2. Peter MURSALL </div>								14	1	3:14.109 B	28.521	37.211	2:08.377	70.5	25:56.249
								15	1	1:48.959	34.135	37.212	37.612	125.6	27:45.208
<div style="border: 1px solid black; padding: 5px;"> 95 Ford Lotus Cortina 1. Thierry DE LATRE DU BOSQUE </div>								16	1	1:43.097	28.521	37.087	37.489	132.7	29:28.305
								17	1	1:58.827	28.261	37.107	53.459	115.2	31:27.132
<div style="border: 1px solid black; padding: 5px;"> 69 Ford Lotus Cortina 1. John AVILL 2. Ross HYETT </div>								1	1	1:54.276	38.149	38.708	37.419	119.7	1:54.276
								2	1	1:45.223	28.436	38.868	37.919	130.0	3:39.499
3	1	1:44.358	28.816	37.773	37.769	131.1	5:23.857								
4	1	1:44.271	28.460	37.950	37.861	131.2	7:08.128								
5	1	1:44.107	28.545	37.835	37.727	131.4	8:52.235								
6	1	1:43.249	28.196	37.550	37.503	132.5	10:35.484								
7	1	1:43.513	28.244	37.791	37.478	132.2	12:18.997								
8	1	1:43.457	27.983	37.641	37.833	132.3	14:02.454								
9	1	1:44.528	28.008	38.995	37.525	130.9	15:46.982								
10	1	1:43.006	28.023	37.479	37.504	132.8	17:29.988								
11	1	1:43.680	28.197	38.064	37.419	132.0	19:13.668								
12	1	1:44.014	28.150	38.167	37.697	131.6	20:57.682								
13	1	1:42.625	28.076	37.178	37.371	133.3	22:40.307								
14	1	1:42.651	28.157	37.246	37.248	133.3	24:22.958								
15	1	1:43.109	28.336	37.232	37.541	132.7	26:06.067								
16	1	3:01.450 B	28.067	37.519	1:55.864	75.4	29:07.517								
17	1	1:59.335	34.427	38.534	46.374	114.7	31:06.852								
<div style="border: 1px solid black; padding: 5px;"> 100 BMW 1800 TISA 1. Richard SHAW </div>								1	1	1:49.288	35.251	37.308	36.729	125.2	1:49.288
								2	1	1:40.815	28.105	36.510	36.200	135.7	3:30.103
3	1	1:40.121	27.374	36.386	36.361	136.7	5:10.224								
4	1	1:41.068	27.866	36.511	36.691	135.4	6:51.292								
5	1	1:39.629	27.507	36.043	36.079	137.3	8:30.921								
6	1	1:39.836	27.460	36.242	36.134	137.1	10:10.757								
7	1	1:39.734	27.348	36.213	36.173	137.2	11:50.491								
8	1	1:39.570	27.468	36.036	36.066	137.4	13:30.061								
9	1	1:39.411	27.309	35.940	36.162	137.6	15:09.472								
10	1	1:39.860	27.429	36.127	36.304	137.0	16:49.332								
11	1	1:39.876	27.485	36.005	36.386	137.0	18:29.208								
12	1	1:39.936	27.339	36.165	36.432	136.9	20:09.144								
13	1	1:41.135	28.339	36.473	36.323	135.3	21:50.279								
14	1	1:40.064	27.529	36.168	36.367	136.7	23:30.343								
15	1	1:40.009	27.437	36.260	36.312	136.8	25:10.352								
16	1	1:40.665	27.503	36.638	36.524	135.9	26:51.017								
17	1	1:40.294	27.563	36.361	36.370	136.4	28:31.311								
18	1	3:02.288 B	27.580	36.158	1:58.550	75.1	31:33.599								
<div style="border: 1px solid black; padding: 5px;"> 84 Morris Mini Cooper S 1. Steve JONES </div>								1	1	1:55.641	39.052	38.547	38.042	118.3	1:55.641
								2	1	1:44.924	29.146	37.918	37.860	130.4	3:40.565
3	1	1:43.889	28.561	37.330	37.998	131.7	5:24.454								
4	1	1:44.287	28.538	37.526	38.223	131.2	7:08.741								
<div style="border: 1px solid black; padding: 5px;"> 117 BMW 1800 Ti 1. Peter MURSALL 2. Daniel MURSALL </div>								1	1	1:56.913	38.689	39.991	38.233	117.0	1:56.913



U2TC
GRAND PRIX DE L'AGE D'OR
RACE 1

Analysis

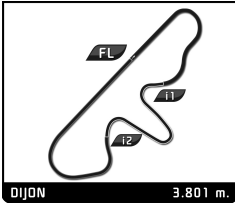
Lap	D	Time	Sector 1	Sector 2	Sector 3	Kph	Elapsed	Lap	D	Time	Sector 1	Sector 2	Sector 3	Kph	Elapsed
2	1	1:46.974	29.461	38.850	38.663	127.9	3:43.887	18	1	1:48.912	28.988	37.380	42.544	125.6	32:13.158
3	1	1:46.617	29.369	38.462	38.786	128.3	5:30.504								
4	1	1:46.438	29.665	38.619	38.154	128.6	7:16.942								
5	1	1:46.243	28.841	38.729	38.673	128.8	9:03.185								
6	1	1:45.214	28.757	38.204	38.253	130.1	10:48.399								
7	1	1:44.925	28.924	37.933	38.068	130.4	12:33.324								
8	1	1:46.367	29.050	39.384	37.933	128.6	14:19.691								
9	1	1:44.994	28.856	38.097	38.041	130.3	16:04.685								
10	1	1:44.678	28.754	37.763	38.161	130.7	17:49.363								
11	1	1:45.661	28.850	38.445	38.366	129.5	19:35.024								
12	1	1:45.025	28.974	38.046	38.005	130.3	21:20.049								
13	1	1:45.279	28.960	38.349	37.970	130.0	23:05.328								
14	1	1:46.794	28.715	39.733	38.346	128.1	24:52.122								
15	1	1:44.661	28.825	37.656	38.180	130.7	26:36.783								
16	1	3:08.581 B	28.606	37.655	2:02.320	72.6	29:45.364								
17	1	1:57.218	33.941	38.199	45.078	116.7	31:42.582								

161 Ford Lotus Cortina
1. Alan LETTS
2. Geoffrey LETTS

1	1	1:50.501	36.381	37.385	36.735	123.8	1:50.501
2	1	1:41.072	27.942	36.820	36.310	135.4	3:31.573
3	1	1:40.301	27.591	36.487	36.223	136.4	5:11.874
4	1	1:40.487	27.530	36.536	36.421	136.2	6:52.361
5	1	1:40.245	27.484	36.466	36.295	136.5	8:32.606
6	1	1:40.263	27.596	36.318	36.349	136.5	10:12.869
7	1	1:39.979	27.437	36.087	36.455	136.9	11:52.848
8	1	1:40.680	27.719	36.433	36.528	135.9	13:33.528
9	1	1:40.252	27.459	36.422	36.371	136.5	15:13.780
10	1	1:40.556	27.548	36.472	36.536	136.1	16:54.336
11	1	1:40.451	27.598	36.555	36.298	136.2	18:34.787
12	1	1:40.536	27.533	36.471	36.532	136.1	20:15.323
13	1	1:40.352	27.729	36.440	36.183	136.4	21:55.675
14	1	1:40.335	27.575	36.265	36.495	136.4	23:36.010
15	1	1:40.231	27.601	36.371	36.259	136.5	25:16.241
16	1	2:56.610 B	27.510	36.579	1:52.521	77.5	28:12.851
17	1	2:01.490	33.251	38.322	49.917	112.6	30:14.341
18	1	1:47.413	28.858	38.219	40.336	127.4	32:01.754

179 Alfa Romeo Giulia Sprint GTA
1. Dominik ROSCHMANN

1	1	1:52.014	37.008	37.852	37.154	122.2	1:52.014
2	1	1:41.657	27.968	36.599	37.090	134.6	3:33.671
3	1	1:41.334	28.018	36.383	36.933	135.0	5:15.005
4	1	1:41.770	28.086	36.729	36.955	134.5	6:56.775
5	1	1:41.130	28.018	36.327	36.785	135.3	8:37.905
6	1	1:41.823	28.428	36.411	36.984	134.4	10:19.728
7	1	1:41.265	27.921	36.335	37.009	135.1	12:00.993
8	1	1:41.066	27.870	36.351	36.845	135.4	13:42.059
9	1	3:02.786 B	28.135	37.203	1:57.448	74.9	16:44.845
10	1	1:46.003	32.914	36.177	36.912	129.1	18:30.848
11	1	1:40.657	27.900	36.079	36.678	135.9	20:11.505
12	1	1:42.220	28.236	37.002	36.982	133.9	21:53.725
13	1	1:41.063	27.908	36.080	37.075	135.4	23:34.788
14	1	1:41.344	28.130	36.285	36.929	135.0	25:16.132
15	1	1:41.655	28.252	36.323	37.080	134.6	26:57.787
16	1	1:41.287	28.086	36.369	36.832	135.1	28:39.074
17	1	1:45.172	28.137	36.660	40.375	130.1	30:24.246



U2TC
GRAND PRIX DE L'AGE D'OR
RACE 2 (40')

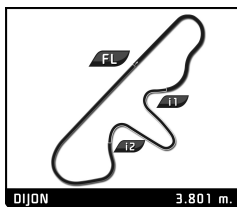
Starting Grid

Christian BOURIEZ	46	- 10 -	95	Thierry DE LATRE DU BOSQUEAU
Charles FIRMENICH	41	- 9 -	62	Patrick WILWERT
Daniel REINHARDT	12	- 8 -	29	Richard PARSONS
Peter MURSALL	117	- 7 -	2	Carlo VÖGELE
Steve JONES	84	- 6 -	44	Xavier GALANT
Daniel MURSALL	68	- 5 -	15	Graham CHURCHILL
David TOMLIN	16	- 4 -	69	John AVILL
Alan LETTS	161	- 3 -	179	Dominik ROSCHMANN
Alexander FURIANI	36	- 2 -	52	Richard DUTTON
Steve SOPER	7	- 1 -	100	Richard SHAW

Pole

Stewards:

Timekeeper:



U2TC
GRAND PRIX DE L'AGE D'OR
RACE 2 ((40'))

Final Classification

Drivers	Team	Vehicle	Class	Laps	Total Time	Gap	Kph	Best Lap		
								Lap	Time	Kph
1 36 Alexander FURIANI/Frank STIPLER		Alfa Romeo Giulia Sprint GTA	C	24	41:27.665	-	132.0	22	1:38.830	138.5
2 52 Richard DUTTON		Ford Lotus Cortina	C	24	41:31.583	+3.918	131.8	24	1:38.409	139.0
3 16 David TOMLIN/Richard MEADEN		Ford Lotus Cortina	C	24	41:32.753	+5.088	131.7	24	1:38.669	138.7
4 100 Richard SHAW		BMW 1800 TISA	D	24	41:59.385	+31.720	130.4	9	1:40.146	136.6
5 69 John AVILL/Ross HYETT		Ford Lotus Cortina	C	24	42:11.143	+43.478	129.7	8	1:40.355	136.4
6 7 Steve SOPER/David CUFF		Ford Lotus Cortina	C	24	42:31.546	+1:03.881	128.7	9	1:38.861	138.4
7 179 Dominik ROSCHMANN		Alfa Romeo Giulia Sprint GTA	C	24	42:41.248	+1:13.583	128.2	15	1:41.616	134.7
8 68 Daniel MURSALL		BMW 1800 Ti	D	24	42:54.973	+1:27.308	127.5	21	1:41.926	134.3
9 44 Olivier TANCOGNE		Alfa Romeo GTA	C	23	41:59.524	1 Lap	124.9	11	1:42.733	133.2
10 84 Steve JONES		Morris Mini Cooper S	B	23	42:10.721	1 Lap	124.4	13	1:43.441	132.3
11 117 Peter MURSALL		BMW 1800 Ti	D	23	42:13.331	1 Lap	124.2	8	1:44.571	130.9
12 12 Daniel REINHARDT/Dominique REINHARDT		Alfa Romeo Giulia Sprint GTA	C	23	42:42.978	1 Lap	122.8	7	1:44.252	131.3
13 2 Alain VÖGELE		Alfa Romeo Giulia Sprint GTA	C	23	42:57.068	1 Lap	122.1	20	1:44.037	131.5
14 15 Graham CHURCHILL/Peter BALDWIN		Austin Mini Cooper S	B	23	43:08.351	1 Lap	121.6	17	1:43.371	132.4
15 29 Richard PARSONS/Elie BIRCHENHOUGH		Morris Mini Cooper S	B*	23	43:14.335	1 Lap	121.3	7	1:43.838	131.8
16 62 Patrick WILWERT/Tom MAILLIET		Alfa Romeo Giulia Ti Super	C**	22	41:29.529	2 Laps	120.9	16	1:45.996	129.1
17 46 Alice BOURIEZ		Alfa Romeo Giulia Sprint GT	C	19	43:31.888	5 Laps	99.5	15	2:05.811	108.8

Not classified:

41 Charles FIRMENICH	Ford Lotus Cortina	C	17	32:57.201				12	1:48.522	126.1
161 Alan LETTS/Geoffrey LETTS	Ford Lotus Cortina	C*	8	13:51.124				8	1:42.361	133.7

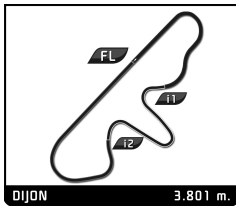
Pole Position	S. SOPER		
Fastest Lap	Lap 24	Richard DUTTON	1:38.409 139.0 Kph

CAR NR.7 - PENALTY OF 1 MIN. DUE TO WRONG PIT WINDOW

Published at:

Track Status: **DRY**

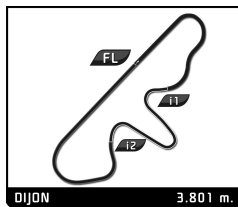
Stewards:	Timekeeper:
------------------	--------------------



U2TC
GRAND PRIX DE L'AGE D'OR
RACE 2

Lap Chart

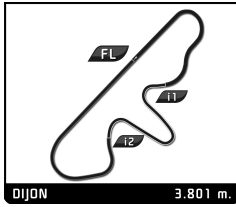
		LAP																								
Nr	Pos	Grid	1	2	3	4	5	6	7	8	9	10	11	12	13	14	15	16	17	18	19	20	21	22	23	24
7	1	7	52	52	52	52	52	52	52	52	52	52	52	52	52	52	52	100	100	100	7	7	36	36	36	36
100	2	100	7	7	7	7	7	7	7	7	7	7	7	7	7	7	7	100	179	68	7	7	36	36	7	7
36	3	36	100	69	100	100	100	36	36	36	16	16	100	100	100	100	179	68	7	36	36	16	16	16	52	52
52	4	52	69	100	69	36	36	100	16	16	100	100	69	69	69	179	68	7	36	52	52	52	52	52	16	16
161	5	161	36	36	36	16	16	16	100	100	69	69	179	179	179	68	7	52	52	16	16	100	100	100	100	100
179	6	179	16	16	16	69	69	69	69	69	179	179	68	68	68	84	36	36	16	69	69	69	69	69	69	69
16	7	16	161	161	161	161	161	161	161	161	68	68	44	84	84	117	117	16	69	179	179	179	179	179	179	179
69	8	69	179	179	179	179	179	179	179	179	15	44	84	117	117	36	16	117	179	68	68	68	68	68	68	68
68	9	68	68	68	68	68	68	68	68	68	44	84	12	36	36	16	69	69	84	84	84	84	84	84	84	44
15	10	15	15	15	15	15	15	15	15	15	84	12	117	16	16	69	44	84	44	44	44	44	44	44	44	84
84	11	84	84	84	84	84	44	44	44	44	12	29	16	44	44	44	84	44	117	117	117	117	117	117	117	117
44	12	44	117	117	44	44	84	84	84	84	29	117	36	12	12	12	12	12	12	12	12	12	12	12	12	12
117	13	117	44	44	117	117	117	12	12	12	117	36	29	29	29	29	29	29	29	29	2	2	2	2	2	2
2	14	2	12	12	12	12	12	29	29	29	36	62	2	2	15	15	2	2	2	2	29	15	15	15	15	15
12	15	12	29	29	29	29	29	117	117	117	62	2	15	15	2	2	15	62	15	15	15	29	29	29	29	29
29	16	29	2	2	2	2	2	2	2	2	62	41	15	62	41	62	62	62	15	62	62	62	62	62	62	62
41	17	41	41	41	41	41	41	41	41	41	2	41	41	62	41	41	41	41	41	41	46	46				
62	18	62	62	62	62	62	62	62	62	2	46	46	46	46	46	46	46	46	46	46						
46	19	46	46	46	46	46	46	46	46	46																



U2TC
GRAND PRIX DE L'AGE D'OR
RACE 2

Best Sector Times

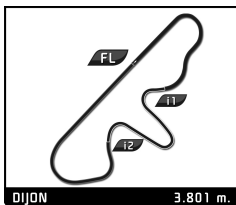
SECTOR 1			SECTOR 2			SECTOR 3			Pos	Team	Cl	Ideal Lap	Best Lap
Pos	Driver	Time	Driver	Time	Driver	Time							
1	52 R.DUTTON	26.941	52 R.DUTTON	35.529	36 A.FURIANI	35.731	1	52	C	1:38.300	1:38.409	(1)	
2	16 D.TOMLIN	26.945	36 A.FURIANI	35.581	52 R.DUTTON	35.830	2	36	C	1:38.445	1:38.830	(3)	
3	36 A.FURIANI	27.133	16 D.TOMLIN	35.634	7 S.SOPER	35.939	3	16	C	1:38.621	1:38.669	(2)	
4	7 S.SOPER	27.174	7 S.SOPER	35.639	16 D.TOMLIN	36.042	4	7	C	1:38.752	1:38.861	(4)	
5	100 R.SHAW	27.530	69 J.AVILL	36.074	69 J.AVILL	36.276	5	100	D	1:40.036	1:40.146	(5)	
6	68 D.MURSALL	27.672	100 R.SHAW	36.157	100 R.SHAW	36.349	6	69	C	1:40.101	1:40.355	(6)	
7	69 J.AVILL	27.751	179 D.ROSCHMANN	36.292	179 D.ROSCHMANN	36.963	7	179	C	1:41.356	1:41.616	(7)	
8	161 A.LETTS	27.905	2 A.VÖGELE	36.890	68 D.MURSALL	37.040	8	68	D	1:41.613	1:41.926	(8)	
9	44 O.TANCOGNE	28.069	44 O.TANCOGNE	36.892	161 A.LETTS	37.065	9	161	C*	1:42.281	1:42.361	(9)	
10	15 P.BALDWIN	28.079	68 D.MURSALL	36.901	44 O.TANCOGNE	37.373	10	44	C	1:42.334	1:42.733	(10)	
11	179 D.ROSCHMANN	28.101	15 P.BALDWIN	37.062	15 P.BALDWIN	37.566	11	15	B	1:42.707	1:43.371	(11)	
12	29 R.PARSONS	28.314	29 R.PARSONS	37.202	84 S.JONES	37.798	12	84	B	1:43.452	1:43.441	(12)	
13	12 D.REINHARDT	28.373	84 S.JONES	37.237	12 D.REINHARDT	37.854	13	12	C	1:43.587	1:44.252	(15)	
14	84 S.JONES	28.417	161 A.LETTS	37.311	117 P.MURSALL	38.074	14	29	B*	1:43.697	1:43.838	(13)	
15	117 P.MURSALL	28.695	12 D.REINHARDT	37.360	2 A.VÖGELE	38.135	15	2	C	1:43.784	1:44.037	(14)	
16	2 A.VÖGELE	28.759	117 P.MURSALL	37.504	29 R.PARSONS	38.181	16	117	D	1:44.273	1:44.571	(16)	
17	62 T.MAILLIET	29.202	62 T.MAILLIET	37.682	62 T.MAILLIET	38.796	17	62	C**	1:45.680	1:45.996	(17)	
18	41 C.FIRMENICH	30.538	41 C.FIRMENICH	38.217	41 C.FIRMENICH	39.553	18	41	C	1:48.308	1:48.522	(18)	
19	46 A.BOURIEZ	34.690	46 A.BOURIEZ	44.004	46 A.BOURIEZ	45.404	19	46	C	2:04.098	2:05.811	(19)	



U2TC
GRAND PRIX DE L'AGE D'OR
RACE 2

Fastest Lap Sequence

Practice Time	Team	Car	Class	Driver	Time	Kph	Lap
3:28.110	52	Ford Lotus Cortina	C	Richard DUTTON	1:40.880	135.6	2
5:08.508	52	Ford Lotus Cortina	C	Richard DUTTON	1:40.398	136.3	3
5:08.906	7	Ford Lotus Cortina	C	Steve SOPER	1:40.252	136.5	3
6:48.561	52	Ford Lotus Cortina	C	Richard DUTTON	1:40.053	136.8	4
8:28.315	52	Ford Lotus Cortina	C	Richard DUTTON	1:39.754	137.2	5
8:33.173	16	Ford Lotus Cortina	C	David TOMLIN	1:39.753	137.2	5
10:08.660	7	Ford Lotus Cortina	C	Steve SOPER	1:39.669	137.3	6
11:47.045	52	Ford Lotus Cortina	C	Richard DUTTON	1:38.925	138.3	7
15:06.209	7	Ford Lotus Cortina	C	Steve SOPER	1:38.861	138.4	9
38:08.159	36	Alfa Romeo Giulia Sprint GTA	C	Alexander FURIANI	1:38.830	138.5	22
41:31.583	52	Ford Lotus Cortina	C	Richard DUTTON	1:38.409	139.0	24

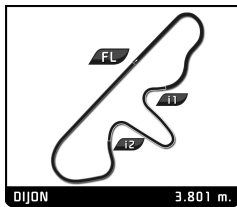


U2TC
GRAND PRIX DE L'AGE D'OR
RACE 2

Analysis by lap

Lapped

Nr	Lap Time	Gap	Nr	Lap Time	Gap	Nr	Lap Time	Gap	Nr	Lap Time	Gap	Nr	Lap Time	Gap	
41	1:49.096	2 Laps	46	2:09.381	5 Laps	Lap 21		Lap 24							
44	1:43.031	1 Lap	41	1:51.587	2 Laps	7	1:41.397		36	1:39.905					
179	1:41.616	39.646	84	1:43.701	1 Lap	36	1:39.095	2.551	62	1:46.649	2 Laps				
68	1:42.885	49.750	7	1:41.111	54.823	84	1:44.609	1 Lap	7	1:41.597	3.881				
7	2:47.285	1'02.377	44	1:44.700	1 Lap	16	1:39.235	7.136	52	1:38.409	3.918				
12	1:50.507	1 Lap	36	1:39.088	1'06.041	52	1:39.146	7.625	16	1:38.669	5.088				
46	2:20.098	4 Laps	117	3:11.913	1 Lap	44	1:44.544	1 Lap	100	1:42.639	31.720				
36	1:39.377	1'24.688	52	1:38.913	1'09.714	100	1:47.304	27.713	44	1:45.625	1 Lap				
117	1:44.727	1'25.188	16	1:39.226	1'10.523	117	1:46.494	1 Lap	84	2:01.030	1 Lap				
16	1:39.740	1'28.936	12	1:48.732	1 Lap	69	1:42.108	38.307	69	1:42.618	43.478				
29	1:52.012	1 Lap	69	1:42.690	1'32.518	46	2:07.587	5 Laps	117	1:44.703	1 Lap				
69	1:49.391	1'41.044	Lap 19		12	1:47.604	1 Lap	179	1:44.779	1'13.583					
15	1:43.756	1 Lap	100	1:41.565		179	1:43.104	1'01.522	12	1:48.871	1 Lap				
Lap 16			29	1:51.971	2 Laps	2	1:44.037	1 Lap	68	1:43.688	1'27.308				
100	1:40.965		179	1:47.678	1 Lap	15	1:44.329	1 Lap	2	1:46.552	1 Lap				
2	1:48.562	2 Laps	2	1:46.286	2 Laps	68	1:41.926	1'18.478	15	1:47.453	1 Lap				
62	1:46.085	2 Laps	68	3:06.644	1 Lap	29	1:49.044	1 Lap	29	1:49.584	1 Lap				
41	1:49.495	2 Laps	15	1:43.371	2 Laps	62	1:47.125	1 Lap	46	2:06.132	5 Laps				
179	1:42.064	26.627	62	1:46.624	2 Laps	Lap 22									
44	1:43.902	1 Lap	41	1:53.939	2 Laps	36	1:38.830								
68	1:42.546	37.213	46	2:07.850	5 Laps	7	1:41.448	0.067							
84	3:14.617	1 Lap	84	1:43.576	1 Lap	16	1:40.084	5.839							
7	1:46.359	53.653	7	1:42.790	56.048	52	1:39.811	6.055							
12	1:49.321	1 Lap	36	1:39.569	1'04.045	84	1:45.401	1 Lap							
52	3:02.301	1'07.218	52	1:39.761	1'07.910	44	1:43.774	1 Lap							
36	1:39.721	1'09.326	16	1:39.078	1'08.036	100	1:41.216	27.548							
16	1:39.826	1'13.679	44	1:45.352	1 Lap	117	1:45.981	1 Lap							
117	1:48.572	1'18.677	117	1:51.720	1 Lap	69	1:41.932	38.858							
69	1:43.448	1'29.409	12	1:48.322	1 Lap	12	1:49.538	1 Lap							
29	1:50.886	1 Lap	69	1:42.314	1'33.267	179	1:44.355	1'04.496							
46	2:10.725	4 Laps	179	1:42.584	1'56.049	46	2:07.963	5 Laps							
Lap 17			29	1:51.031	1 Lap	2	1:44.291	1 Lap							
100	1:40.462		2	1:46.124	1 Lap	68	1:43.631	1'20.728							
2	1:46.347	2 Laps	15	1:43.491	1 Lap	15	1:46.237	1 Lap							
15	2:02.308	2 Laps	68	1:49.860	2'13.586	29	1:49.106	1 Lap							
62	1:46.597	2 Laps	62	1:47.089	1 Lap	62	1:46.053	1 Lap							
41	1:50.448	2 Laps	Lap 20												
68	1:43.359	40.110	7	1:42.122											
84	1:52.453	1 Lap	84	1:44.905	1 Lap										
7	1:41.984	55.175	36	1:38.978	4.853										
44	2:13.980	1 Lap	16	1:39.432	9.298										
36	1:39.552	1'08.416	52	1:40.136	9.876										
52	1:45.508	1'12.264	44	1:45.161	1 Lap										
16	1:39.543	1'12.760	46	2:05.811	5 Laps										
12	1:52.293	1 Lap	100	2:59.976	21.806										
69	1:42.344	1'31.291	117	1:45.301	1 Lap										
29	1:49.020	1 Lap	69	1:42.499	37.596										
Lap 18			12	1:48.831	1 Lap										
100	1:41.463		179	1:41.936	59.815										
179	3:02.650	1 Lap	2	1:44.756	1 Lap										
2	1:45.788	2 Laps	29	1:50.497	1 Lap										
62	1:45.996	2 Laps	15	1:43.433	1 Lap										
15	1:48.130	2 Laps	68	1:42.533	1'17.949										
			62	1:46.743	1 Lap										

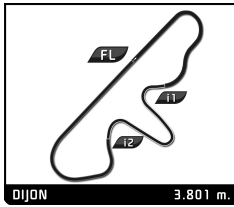


U2TC
GRAND PRIX DE L'AGE D'OR
RACE 2

Analysis

Personal Best Session Best B Crossing the finish line in pit lane

Lap	D	Time	Sector 1	Sector 2	Sector 3	Kph	Elapsed	Lap	D	Time	Sector 1	Sector 2	Sector 3	Kph	Elapsed
2 1. Alain VÖGELE Alfa Romeo Giulio Sprint GTA C								2	2	1:46.141	29.171	38.681	38.289	128.9	3:43.711
1	1	2:00.923	41.850	38.800	40.273	113.2	2:00.923	3	2	1:45.373	29.074	38.445	37.854	129.9	5:29.084
2	1	1:48.937	30.407	38.692	39.838	125.6	3:49.860	4	2	1:46.177	28.897	38.039	39.241	128.9	7:15.261
3	1	1:50.209	31.095	38.893	40.221	124.2	5:40.069	5	2	1:45.765	28.714	38.283	38.768	129.4	9:01.026
4	1	1:50.501	31.421	38.786	40.294	123.8	7:30.570	6	2	1:44.285	28.774	37.578	37.933	131.2	10:45.311
5	1	1:49.840	31.173	38.830	39.837	124.6	9:20.410	7	2	1:44.252	28.755	37.360	38.137	131.3	12:29.563
6	1	1:51.046	31.629	39.167	40.250	123.2	11:11.456	8	2	1:44.647	28.373	38.232	38.042	130.8	14:14.210
7	1	1:49.392	31.100	38.063	40.229	125.1	13:00.848	9	2	1:44.461	28.620	37.817	38.024	131.0	15:58.671
8	1	3:10.936 B	31.018	37.920	2:01.998	71.7	16:11.784	10	2	1:44.528	28.783	37.839	37.906	130.9	17:43.199
9	1	1:53.907	36.448	38.278	39.181	120.1	18:05.691	11	2	1:44.696	28.633	37.677	38.386	130.7	19:27.895
10	1	1:46.888	29.532	38.438	38.918	128.0	19:52.579	12	2	3:09.799 B	28.795	37.466	2:03.538	72.1	22:37.694
11	1	1:48.158	29.807	38.745	39.606	126.5	21:40.737	13	2	1:53.000	34.865	39.145	38.990	121.1	24:30.694
12	1	1:48.358	29.574	39.710	39.074	126.3	23:29.095	14	2	1:50.507	30.413	39.888	40.206	123.8	26:21.201
13	1	1:49.621	29.497	39.726	40.398	124.8	25:18.716	15	2	1:49.321	30.436	39.272	39.613	125.2	28:10.522
14	1	1:48.562	30.187	38.941	39.434	126.0	27:07.278	16	2	1:52.293	31.079	41.211	40.003	121.9	30:02.815
15	1	1:46.347	29.510	37.857	38.980	128.7	28:53.625	17	2	1:48.732	30.108	39.142	39.482	125.8	31:51.547
16	1	1:45.788	29.488	37.646	38.654	129.3	30:39.413	18	2	1:48.322	30.063	38.852	39.407	126.3	33:39.869
17	1	1:46.286	29.538	37.840	38.908	128.7	32:25.699	19	2	1:48.831	30.341	39.288	39.202	125.7	35:28.700
18	1	1:46.124	29.401	37.719	39.004	128.9	34:11.823	20	2	1:47.604	29.872	38.510	39.222	127.2	37:16.304
19	1	1:44.756	29.067	37.328	38.361	130.6	35:56.579	21	2	1:49.538	31.201	38.946	39.391	124.9	39:05.842
20	1	1:44.037	28.759	37.143	38.135	131.5	37:40.616	22	2	1:48.265	30.040	38.808	39.417	126.4	40:54.107
21	1	1:44.291	28.847	36.890	38.554	131.2	39:24.907	23	2	1:48.871	29.796	38.514	40.561	125.7	42:42.978
22	1	1:45.609	29.793	37.442	38.374	129.6	41:10.516								
23	1	1:46.552	29.223	38.712	38.617	128.4	42:57.068								
7 1. Steve SOPER 2. David CUFF Ford Lotus Corina C								15 1. Graham CHURCHILL 2. Peter BALDWIN Austin Mini Cooper S B							
1	1	1:47.271	33.422	36.213	37.636	127.6	1:47.271	1	2	1:53.620	37.675	37.597	38.348	120.4	1:53.620
2	1	1:41.383	28.333	36.308	36.742	135.0	3:28.654	2	2	1:44.335	28.626	37.361	38.348	131.2	3:37.955
3	1	1:40.252	27.767	35.642	36.843	136.5	5:08.906	3	2	1:43.802	28.475	37.109	38.218	131.8	5:21.757
4	1	1:40.224	27.610	35.821	36.793	136.5	6:49.130	4	2	1:43.481	28.487	37.062	37.932	132.2	7:05.238
5	1	1:39.861	27.559	35.768	36.534	137.0	8:28.991	5	2	1:44.090	28.689	37.336	38.065	131.5	8:49.328
6	1	1:39.669	27.479	35.827	36.363	137.3	10:08.660	6	2	1:43.455	28.282	37.129	38.044	132.3	10:32.783
7	1	1:39.088	27.215	35.817	36.056	138.1	11:47.748	7	2	1:43.498	28.138	37.449	37.911	132.2	12:16.281
8	1	1:39.600	27.518	35.704	36.378	137.4	13:27.348	8	2	1:43.645	28.283	37.325	38.037	132.0	13:59.926
9	1	1:38.861	27.174	35.748	35.939	138.4	15:06.209	9	2	1:45.075	28.685	37.695	38.695	130.2	15:45.001
10	1	1:39.218	27.419	35.705	36.094	137.9	16:45.427	10	2	4:12.103 B	28.368	38.455	3:05.280	54.3	19:57.104
11	1	1:39.201	27.281	35.933	35.987	137.9	18:24.628	11	2	1:50.328	34.014	38.300	38.014	124.0	21:47.432
12	1	1:39.251	27.427	35.876	35.948	137.9	20:03.879	12	2	1:43.544	28.326	37.652	37.566	132.2	23:30.976
13	1	1:40.239	28.044	36.217	35.978	136.5	21:44.118	13	2	1:44.388	28.299	38.211	37.878	131.1	25:15.364
14	1	1:39.612	27.442	36.117	36.053	137.4	23:23.730	14	2	1:43.756	28.309	37.788	37.659	131.9	26:59.120
15	1	2:47.285 B	27.247	35.639	1:44.399	81.8	26:11.015	15	2	2:02.308 B	28.577	37.606	56.125	111.9	29:01.428
16	1	1:46.359	32.711	36.649	36.999	128.7	27:57.374	16	2	1:48.130	33.122	37.341	37.667	126.5	30:49.558
17	1	1:41.984	28.763	36.399	36.822	134.2	29:39.358	17	2	1:43.371	28.092	37.622	37.657	132.4	32:32.929
18	1	1:41.111	28.036	36.278	36.797	135.3	31:20.469	18	2	1:43.491	28.079	37.624	37.788	132.2	34:16.420
19	1	1:42.790	29.305	36.697	36.788	133.1	33:03.259	19	2	1:43.433	28.180	37.475	37.778	132.3	35:59.853
20	1	1:42.122	28.630	36.696	36.796	134.0	34:45.381	20	2	1:44.329	28.276	38.060	37.993	131.2	37:44.182
21	1	1:41.397	28.120	36.330	36.947	135.0	36:26.778	21	2	1:46.237	28.415	37.687	40.135	128.8	39:30.419
22	1	1:41.448	28.214	36.420	36.814	134.9	38:08.226	22	2	1:50.479	30.053	39.391	41.035	123.9	41:20.898
23	1	1:41.723	28.391	36.602	36.730	134.5	39:49.949	23	2	1:47.453	29.466	38.722	39.265	127.3	43:08.351
24	1	1:41.597	28.376	36.622	36.599	134.7	41:31.546								
12 1. Daniel REINHARDT 2. Dominique REINHARDT Alfa Romeo Giulio Sprint GTA C								16 1. David TOMLIN 2. Richard MEADEN Ford Lotus Corina C							
1	2	1:57.570	40.221	38.895	38.454	116.4	1:57.570	1	1	1:49.004	36.031	36.684	36.289	125.5	1:49.004
								2	1	1:41.648	28.589	36.444	36.615	134.6	3:30.652
								3	1	1:41.445	28.472	36.293	36.680	134.9	5:12.097
								4	1	1:41.323	28.086	36.452	36.785	135.0	6:53.420
								5	1	1:39.753	27.746	35.878	36.129	137.2	8:33.173
								6	1	1:40.158	27.529	36.587	36.042	136.6	10:13.331



U2TC
GRAND PRIX DE L'AGE D'OR
RACE 2

Analysis

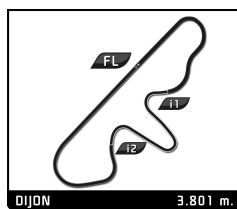
							Personal Best		Session Best		B Crossing the finish line in pit lane				
Lap	D	Time	Sector 1	Sector 2	Sector 3	Kph	Elapsed	Lap	D	Time	Sector 1	Sector 2	Sector 3	Kph	Elapsed
7	1	1:40.698	28.714	35.724	36.260	135.9	11:54.029	11	1	1:39.646	27.536	36.021	36.089	137.3	19:56.859
8	1	1:39.609	27.382	35.663	36.564	137.4	13:33.638	12	1	1:39.156	27.201	35.872	36.083	138.0	21:36.015
9	1	1:40.310	27.569	36.331	36.410	136.4	15:13.948	13	1	1:38.996	27.249	35.581	36.166	138.2	23:15.011
10	1	1:40.089	27.461	36.135	36.493	136.7	16:54.037	14	1	1:38.938	27.221	35.599	36.118	138.3	24:53.949
11	1	2:58.866 B	27.765	36.040	1:55.061	76.5	19:52.903	15	1	1:39.377	27.607	35.740	36.030	137.7	26:33.326
12	1	1:45.915	33.483	35.806	36.626	129.2	21:38.818	16	1	1:39.721	27.721	35.827	36.173	137.2	28:13.047
13	1	1:39.638	27.417	35.801	36.420	137.3	23:18.456	17	1	1:39.552	27.607	35.901	36.044	137.5	29:52.599
14	1	1:39.378	27.269	35.731	36.378	137.7	24:57.834	18	1	1:39.088	27.328	35.738	36.022	138.1	31:31.687
15	1	1:39.740	27.332	36.071	36.337	137.2	26:37.574	19	1	1:39.569	27.788	35.855	35.926	137.4	33:11.256
16	1	1:39.826	27.644	35.834	36.348	137.1	28:17.400	20	1	1:38.978	27.262	35.871	35.845	138.2	34:50.234
17	1	1:39.543	27.438	35.990	36.115	137.5	29:56.943	21	1	1:39.095	27.133	36.187	35.775	138.1	36:29.329
18	1	1:39.226	27.165	35.905	36.156	137.9	31:36.169	22	1	1:38.830	27.308	35.791	35.731	138.5	38:08.159
19	1	1:39.078	27.229	35.720	36.129	138.1	33:15.247	23	1	1:39.601	27.313	36.292	35.996	137.4	39:47.760
20	1	1:39.432	27.256	35.751	36.425	137.6	34:54.679	24	1	1:39.905	27.280	36.308	36.317	137.0	41:27.665
21	1	1:39.235	27.303	35.705	36.227	137.9	36:33.914								
22	1	1:40.084	27.664	36.252	36.168	136.7	38:13.998								
23	1	1:40.086	28.011	35.946	36.129	136.7	39:54.084								
24	1	1:38.669	26.945	35.634	36.090	138.7	41:32.753								

29							1. Richard PARSONS		Morris Mini Cooper S		B*				
							2. Ellie BIRCHENHOUGH								
1	1	1:58.679	40.732	38.905	39.042	115.3	1:58.679								
2	1	1:45.955	28.631	38.411	38.913	129.1	3:44.634								
3	1	1:45.688	28.814	38.337	38.537	129.5	5:30.322								
4	1	1:45.306	28.324	37.844	39.138	129.9	7:15.628								
5	1	1:45.874	28.735	38.241	38.898	129.2	9:01.502								
6	1	1:44.673	28.665	37.713	38.295	130.7	10:46.175								
7	1	1:43.838	28.455	37.202	38.181	131.8	12:30.013								
8	1	1:44.886	28.377	38.010	38.499	130.5	14:14.899								
9	1	1:44.390	28.314	37.827	38.249	131.1	15:59.289								
10	1	1:44.753	28.598	37.741	38.414	130.6	17:44.042								
11	1	3:14.603 B	28.363	37.584	2:08.656	70.3	20:58.645								
12	1	1:59.296	37.531	41.016	40.749	114.7	22:57.941								
13	1	1:53.337	31.028	41.188	41.121	120.7	24:51.278								
14	1	1:52.012	30.547	40.793	40.672	122.2	26:43.290								
15	1	1:50.886	29.943	40.205	40.738	123.4	28:34.176								
16	1	1:49.020	29.711	39.412	39.897	125.5	30:23.196								
17	1	1:51.971	30.605	40.991	40.375	122.2	32:15.167								
18	1	1:51.031	30.244	39.932	40.855	123.2	34:06.198								
19	1	1:50.497	31.108	39.568	39.821	123.8	35:56.695								
20	1	1:49.044	29.990	39.128	39.926	125.5	37:45.739								
21	1	1:49.106	30.096	39.956	39.054	125.4	39:34.845								
22	1	1:49.906	30.373	39.490	40.043	124.5	41:24.751								
23	1	1:49.584	30.611	39.151	39.822	124.9	43:14.335								

36							1. Alexander FURIANI		Alfa Romeo Giulia Sprint GTA		C				
							2. Frank STIPLER								
1	1	1:48.830	35.242	36.087	37.501	125.7	1:48.830								
2	1	1:41.649	28.315	36.626	36.708	134.6	3:30.479								
3	1	1:41.414	28.142	36.083	37.189	134.9	5:11.893								
4	1	1:40.539	27.996	36.120	36.423	136.1	6:52.432								
5	1	1:40.317	27.775	35.948	36.594	136.4	8:32.749								
6	1	1:40.034	27.661	35.789	36.584	136.8	10:12.783								
7	1	1:39.939	27.568	35.742	36.629	136.9	11:52.722								
8	1	1:40.432	27.845	35.629	36.958	136.2	13:33.154								
9	1	2:57.416 B	27.676	36.040	1:53.700	77.1	16:30.570								
10	1	1:46.643	34.504	36.125	36.014	128.3	18:17.213								

41							1. Charles FIRMENICH		Ford Lotus Cortina		C				
1	1	2:04.221	42.716	39.887	41.618	110.2	2:04.221								
2	1	1:51.591	31.046	39.263	41.282	122.6	3:55.812								
3	1	1:49.558	30.538	38.665	40.355	124.9	5:45.370								
4	1	1:50.881	31.227	38.859	40.795	123.4	7:36.251								
5	1	1:50.180	30.960	38.675	40.545	124.2	9:26.431								
6	1	1:50.287	30.788	39.344	40.155	124.1	11:16.718								
7	1	1:49.890	31.133	38.626	40.131	124.5	13:06.608								
8	1	1:49.652	31.141	38.809	39.702	124.8	14:56.260								
9	1	1:49.962	30.841	38.217	40.904	124.4	16:46.222								
10	1	3:13.627 B	30.546	38.309	2:04.772	70.7	19:59.849								
11	1	1:54.265	34.917	38.709	40.639	119.8	21:54.114								
12	1	1:48.522	30.613	38.356	39.553	126.1	23:42.636								
13	1	1:49.096	30.937	38.538	39.621	125.4	25:31.732								
14	1	1:49.495	30.754	38.802	39.939	125.0	27:21.227								
15	1	1:50.448	31.277	38.820	40.351	123.9	29:11.675								
16	1	1:51.587	31.299	39.725	40.563	122.6	31:03.262								
17	1	1:53.939	31.440	40.162	42.337	120.1	32:57.201								

44							1. Olivier TANCOGNE		Alfa Romeo GTA		C				
1	1	1:57.150	39.764	38.638	38.748	116.8	1:57.150								
2	1	1:44.857	28.532	38.031	38.294	130.5	3:42.007								
3	1	1:44.149	28.697	37.577	37.875	131.4	5:26.156								
4	1	1:43.100	28.410	37.286	37.404	132.7	7:09.256								
5	1	1:43.742	29.063	37.240	37.439	131.9	8:52.998								
6	1	1:42.866	28.509	36.921	37.436	133.0	10:35.864								
7	1	1:43.255	28.386	37.119	37.750	132.5	12:19.119								
8	1	1:43.571	28.508	37.232	37.831	132.1	14:02.690								
9	1	1:43.315	28.375	37.036	37.904	132.4	15:46.005								
10	1	1:42.739	28.069	37.190	37.480	133.2	17:28.744								
11	1	1:42.733	28.400	36.943	37.390	133.2	19:11.477								
12	1	3:03.944 B	28.377	37.285	1:58.282	74.4	22:15.421								
13	1	1:49.517	34.729	37.169	37.619	124.9	24:04.938								
14	1	1:43.031	28.593	36.892	37.546	132.8	25:47.969								
15	1	1:43.902	28.999	37.530	37.373	131.7	27:31.871								
16	1	2:13.980	57.777	37.950	38.253	102.1	29:45.851								
17	1	1:44.700	28.977	37.714	38.009	130.7	31:30.551								
18	1	1:45.352	29.361	37.884	38.107	129.9	33:15.903								
19	1	1:45.161	28.734	37.461	38.966	130.1	35:01.064								
20	1	1:44.544	28.975	37.540	38.029	130.9	36:45.608								



U2TC
GRAND PRIX DE L'AGE D'OR
RACE 2

Analysis

Personal Best Session Best B Crossing the finish line in pit lane

Lap	D	Time	Sector 1	Sector 2	Sector 3	Kph	Elapsed	Lap	D	Time	Sector 1	Sector 2	Sector 3	Kph	Elapsed
21	1	1:43.774	28.466	37.401	37.907	131.9	38:29.382	2	2	1:51.566	31.140	39.393	41.033	122.7	3:56.319
22	1	1:44.517	29.025	37.415	38.077	130.9	40:13.899	3	2	1:50.897	30.603	39.436	40.858	123.4	5:47.216
23	1	1:45.625	29.815	37.234	38.576	129.5	41:59.524	4	2	1:50.011	30.363	39.198	40.450	124.4	7:37.227

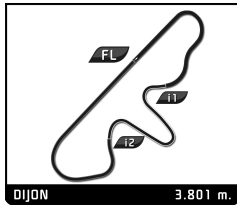
46		Alfa Romeo Giulia Sprint GT C													
1.Alice BOURIEZ															
Lap	D	Time	Sector 1	Sector 2	Sector 3	Kph	Elapsed								
1	1	2:26.055	51.233	46.693	48.129	93.7	2:26.055								
2	1	2:16.147	39.135	47.564	49.448	100.5	4:42.202								
3	1	2:17.907	40.309	48.246	49.352	99.2	7:00.109								
4	1	2:12.394	37.795	47.354	47.245	103.4	9:12.503								
5	1	2:12.890	38.332	46.616	47.942	103.0	11:25.393								
6	1	2:13.381	38.045	46.816	48.520	102.6	13:38.774								
7	1	2:14.641	37.738	47.444	49.459	101.6	15:53.415								
8	1	2:12.154	38.836	46.253	47.065	103.5	18:05.569								
9	1	2:10.074	36.595	45.961	47.518	105.2	20:15.643								
10	1	3:54.126 B	37.884	45.540	2:30.702	58.4	24:09.769								
11	1	2:20.098	47.747	46.272	46.079	97.7	26:29.867								
12	1	2:10.725	38.679	45.012	47.034	104.7	28:40.592								
13	1	2:09.381	37.452	44.884	47.045	105.8	30:49.973								
14	1	2:07.850	36.716	44.888	46.246	107.0	32:57.823								
15	1	2:05.811	34.690	44.815	46.306	108.8	35:03.634								
16	1	2:07.587	36.217	45.076	46.294	107.2	37:11.221								
17	1	2:07.963	37.366	44.822	45.775	106.9	39:19.184								
18	1	2:06.572	36.679	44.004	45.889	108.1	41:25.756								
19	1	2:06.132	35.914	44.814	45.404	108.5	43:31.888								

52		Ford Lotus Corfina C													
1.Richard DUTTON															
Lap	D	Time	Sector 1	Sector 2	Sector 3	Kph	Elapsed								
1	1	1:47.230	34.074	36.128	37.028	127.6	1:47.230								
2	1	1:40.880	27.663	36.382	36.835	135.6	3:28.110								
3	1	1:40.398	27.422	36.277	36.699	136.3	5:08.508								
4	1	1:40.053	27.436	35.980	36.637	136.8	6:48.561								
5	1	1:39.754	27.245	36.031	36.478	137.2	8:28.315								
6	1	1:39.805	27.190	36.176	36.439	137.1	10:08.120								
7	1	1:38.925	26.996	35.863	36.066	138.3	11:47.045								
8	1	1:39.721	27.262	36.232	36.227	137.2	13:26.766								
9	1	1:39.237	27.079	35.936	36.222	137.9	15:06.003								
10	1	1:39.249	27.206	35.671	36.372	137.9	16:45.252								
11	1	1:39.081	27.005	36.097	35.979	138.1	18:24.333								
12	1	1:39.319	27.373	35.802	36.144	137.8	20:03.652								
13	1	1:40.296	27.980	36.244	36.072	136.4	21:43.948								
14	1	1:39.275	27.215	36.067	35.993	137.8	23:23.223								
15	1	1:45.415	27.146	35.901	42.368	129.8	25:08.638								
16	1	3:02.301 B	28.200	36.226	1:57.875	75.1	28:10.939								
17	1	1:45.508	33.478	35.944	36.086	129.7	29:56.447								
18	1	1:38.913	27.065	35.845	36.003	138.3	31:35.360								
19	1	1:39.761	27.142	36.096	36.523	137.2	33:15.121								
20	1	1:40.136	28.366	35.781	35.989	136.7	34:55.257								
21	1	1:39.146	27.229	35.847	36.070	138.0	36:34.403								
22	1	1:39.811	27.721	36.075	36.015	137.1	38:14.214								
23	1	1:38.960	27.387	35.743	35.830	138.3	39:53.174								
24	1	1:38.409	26.941	35.529	35.939	139.0	41:31.583								

62		Alfa Romeo Giulia Ti Super C**													
1.Patrick WILWERT															
2.Tom MAILLIET															
Lap	D	Time	Sector 1	Sector 2	Sector 3	Kph	Elapsed								
1	2	2:04.753	43.300	40.153	41.300	109.7	2:04.753								

68		BMW 1800 Ti D													
1.Daniel MURSALL															
Lap	D	Time	Sector 1	Sector 2	Sector 3	Kph	Elapsed								
2	2	1:51.566	31.140	39.393	41.033	122.7	3:56.319								
3	2	1:50.897	30.603	39.436	40.858	123.4	5:47.216								
4	2	1:50.011	30.363	39.198	40.450	124.4	7:37.227								
5	2	1:50.308	30.799	39.237	40.272	124.0	9:27.535								
6	2	1:50.673	30.311	39.659	40.703	123.6	11:18.208								
7	2	1:48.849	30.376	38.527	39.946	125.7	13:07.057								
8	2	1:48.677	30.046	38.595	40.036	125.9	14:55.734								
9	2	1:48.935	30.225	38.525	40.185	125.6	16:44.669								
10	2	1:48.568	29.782	38.660	40.126	126.0	18:33.237								
11	2	3:16.288 B	30.372	39.771	2:06.145	69.7	21:49.525								
12	2	1:53.866	35.709	38.322	39.835	120.2	23:43.391								
13	2	1:47.177	29.399	38.403	39.375	127.7	25:30.568								
14	2	1:46.085	29.202	37.751	39.132	129.0	27:16.653								
15	2	1:46.597	29.243	38.403	38.951	128.4	29:03.250								
16	2	1:45.996	29.392	37.808	38.796	129.1	30:49.246								
17	2	1:46.624	29.283	38.367	38.974	128.3	32:35.870								
18	2	1:47.089	29.206	39.038	38.845	127.8	34:22.959								
19	2	1:46.743	29.571	38.238	38.934	128.2	36:09.702								
20	2	1:47.125	29.637	38.623	38.865	127.7	37:56.827								
21	2	1:46.053	29.447	37.682	38.924	129.0	39:42.880								
22	2	1:46.649	29.258	38.501	38.890	128.3	41:29.529								

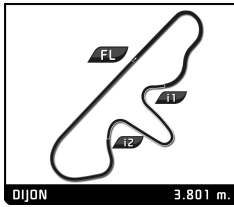
69		Ford Lotus Corfina C													
1.John AVILL															
2.Ross HYETT															
Lap	D	Time	Sector 1	Sector 2	Sector 3	Kph	Elapsed								
1	1	1:48.573	35.483	36.336	36.754	126.0	1:48.573								
2	1	1:41.403	28.124	36.344	36.935	134.9	3:29.976								
3	1	1:41.295	28.116	36.302	36.877	135.1	5:11.271								
4	1	1:42.663	29.435	36.539	36.689	133.3	6:53.934								
5	1	1:40.618	27.849	36.333	36.436	136.0	8:34.552								
6	1	1:40.433	27.876	36.074	36.483	136.2	10:14.985								



U2TC
GRAND PRIX DE L'AGE D'OR
RACE 2

Analysis

								■ Personal Best ■ Session Best ■ Crossing the finish line in pit lane							
Lap	D	Time	Sector 1	Sector 2	Sector 3	Kph	Elapsed	Lap	D	Time	Sector 1	Sector 2	Sector 3	Kph	Elapsed
7	1	1:40.767	27.863	36.322	36.582	135.8	11:55.752	11	1	1:41.104	27.752	36.585	36.767	135.3	18:37.149
8	1	1:40.355	27.770	36.309	36.276	136.4	13:36.107	12	1	1:40.910	27.732	36.689	36.489	135.6	20:18.059
9	1	1:40.970	27.793	36.539	36.638	135.5	15:17.077	13	1	1:41.737	27.862	36.814	37.061	134.5	21:59.796
10	1	1:40.482	27.760	36.131	36.591	136.2	16:57.559	14	1	1:41.941	27.630	36.709	37.602	134.2	23:41.737
11	1	1:41.397	28.068	36.428	36.901	135.0	18:38.956	15	1	1:41.019	27.643	36.705	36.671	135.5	25:22.756
12	1	1:41.116	27.751	36.721	36.644	135.3	20:20.072	16	1	1:40.965	27.634	36.661	36.670	135.5	27:03.721
13	1	1:41.363	28.133	36.513	36.717	135.0	22:01.435	17	1	1:40.462	27.582	36.531	36.349	136.2	28:44.183
14	1	2:58.856 B	28.036	36.873	1:53.947	76.5	25:00.291	18	1	1:41.463	28.260	36.573	36.630	134.9	30:25.646
15	1	1:49.391	34.615	37.532	37.244	125.1	26:49.682	19	1	1:41.565	28.182	36.776	36.607	134.7	32:07.211
16	1	1:43.448	28.583	37.409	37.456	132.3	28:33.130	20	1	2:59.976 B	27.745	36.603	1:55.628	76.0	35:07.187
17	1	1:42.344	28.233	37.230	36.881	133.7	30:15.474	21	1	1:47.304	33.501	36.929	36.874	127.5	36:54.491
18	1	1:42.690	28.318	37.294	37.078	133.3	31:58.164	22	1	1:41.216	27.819	36.566	36.831	135.2	38:35.707
19	1	1:42.314	28.310	37.032	36.972	133.7	33:40.478	23	1	1:41.039	27.530	36.604	36.905	135.4	40:16.746
20	1	1:42.499	28.180	37.033	37.286	133.5	35:22.977	24	1	1:42.639	28.052	37.033	37.554	133.3	41:59.385
21	1	1:42.108	28.131	36.738	37.239	134.0	37:05.085								
22	1	1:41.932	28.094	36.685	37.153	134.2	38:47.017								
23	1	1:41.508	27.897	36.650	36.961	134.8	40:28.525								
24	1	1:42.618	28.548	36.979	37.091	133.3	42:11.143								
84 1. Steve JONES Morris Mini Cooper S B															
1	1	1:54.876				119.1	1:54.876								
2	1	1:44.826				130.5	3:39.702								
3	1	1:44.671				130.7	5:24.373								
4	1	1:44.311				131.2	7:08.684								
5	1	1:44.561				130.9	8:53.245								
6	1	1:44.191				131.3	10:37.436								
7	1	1:44.676				130.7	12:22.112								
8	1	1:43.549				132.1	14:05.661								
9	1	1:43.942				131.6	15:49.603								
10	1	1:44.287				131.2	17:33.890								
11	1	1:43.814				131.8	19:17.704								
12	1	1:43.665				132.0	21:01.369								
13	1	1:43.441				132.3	22:44.810								
14	1	1:43.841				131.8	24:28.651								
15	1	3:14.617 B				70.3	27:43.268								
16	1	1:52.453	36.958	37.622	37.873	121.7	29:35.721								
17	1	1:43.701	28.525	37.237	37.939	132.0	31:19.422								
18	1	1:43.576	28.417	37.361	37.798	132.1	33:02.998								
19	1	1:44.905	29.355	37.481	38.069	130.4	34:47.903								
20	1	1:44.609	28.936	37.794	37.879	130.8	36:32.512								
21	1	1:45.401	28.841	38.451	38.109	129.8	38:17.913								
22	1	1:51.778	30.531	38.891	42.356	122.4	40:09.691								
23	1	2:01.030	34.154	41.844	45.032	113.1	42:10.721								
117 1. Peter MURSALL BMW 1800 Ti D															
1	1	1:56.248				38.909	1:56.248							117.7	1:56.248
2	1	1:45.744				28.992	3:41.992							129.4	3:41.992
3	1	1:46.394				29.181	5:28.386							128.6	5:28.386
4	1	1:46.358				28.903	7:14.744							128.7	7:14.744
5	1	1:45.977				28.864	9:00.721							129.1	9:00.721
6	1	1:45.779				28.762	10:46.500							129.4	10:46.500
7	1	1:45.750				28.998	12:32.250							129.4	12:32.250
8	1	1:44.571				28.695	14:16.821							130.9	14:16.821
9	1	1:45.160				28.865	16:01.981							130.1	16:01.981
10	1	1:45.800				29.466	17:47.781							129.3	17:47.781
11	1	1:45.391				29.132	19:33.172							129.8	19:33.172
12	1	1:45.112				29.167	21:18.284							130.2	21:18.284
13	1	1:44.893				28.970	23:03.177							130.5	23:03.177
14	1	1:45.922				29.080	24:49.099							129.2	24:49.099
15	1	1:44.727				28.701	26:33.826							130.7	26:33.826
16	1	1:48.572				30.013	28:22.398							126.0	28:22.398
17	1	3:11.913 B				28.972	31:34.311							71.3	31:34.311
18	1	1:51.720				34.804	33:26.031							122.5	33:26.031
19	1	1:45.301				28.872	35:11.332							129.9	35:11.332
20	1	1:46.494				29.929	36:57.826							128.5	36:57.826
21	1	1:45.981				29.001	38:43.807							129.1	38:43.807
22	1	1:44.821				28.728	40:28.628							130.5	40:28.628
23	1	1:44.703				29.090	42:13.331							130.7	42:13.331
161 1. Alan LETTS Ford Lotus Cortina C*															
								2. Geoffrey LETTS							
1	1	1:51.195				35.904	1:51.195							123.1	1:51.195
2	1	1:43.162				28.105	3:34.357							132.6	3:34.357
3	1	1:43.129				28.211	5:17.486							132.7	5:17.486
4	1	1:42.955				27.939	7:00.441							132.9	7:00.441
5	1	1:42.584				27.988	8:43.025							133.4	8:43.025
6	1	1:42.780				27.905	10:25.805							133.1	10:25.805
7	1	1:42.958				28.039	12:08.763							132.9	12:08.763
8	1	1:42.361				27.926	13:51.124							133.7	13:51.124
179 1. Dominik ROSCHMANN Alfa Romeo Giulia Sprint GTA C															
1	1	1:52.939				36.800	1:52.939							121.2	1:52.939
2	1	1:43.064				28.364	3:36.003							132.8	3:36.003

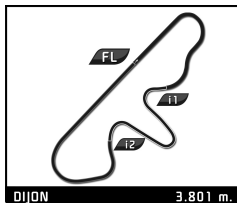


U2TC
GRAND PRIX DE L'AGE D'OR
RACE 2

Analysis

■ Personal Best ■ Session Best **B** Crossing the finish line in pit lane

Lap	D	Time	Sector 1	Sector 2	Sector 3	Kph	Elapsed	Lap	D	Time	Sector 1	Sector 2	Sector 3	Kph	Elapsed
3	1	1:42.572	28.474	36.495	37.603	133.4	5:18.575								
4	1	1:43.383	28.287	36.866	38.230	132.4	7:01.958								
5	1	1:42.589	28.726	36.380	37.483	133.4	8:44.547								
6	1	1:42.424	28.101	36.732	37.591	133.6	10:26.971								
7	1	1:42.656	28.138	36.822	37.696	133.3	12:09.627								
8	1	1:42.331	28.176	36.697	37.458	133.7	13:51.958								
9	1	1:43.372	28.305	37.063	38.004	132.4	15:35.330								
10	1	1:42.320	28.383	36.564	37.373	133.7	17:17.650								
11	1	1:42.835	28.342	36.718	37.775	133.1	19:00.485								
12	1	1:42.021	28.158	36.292	37.571	134.1	20:42.506								
13	1	1:42.166	28.310	36.372	37.484	133.9	22:24.672								
14	1	1:41.996	28.290	36.392	37.314	134.2	24:06.668								
15	1	1:41.616	28.219	36.434	36.963	134.7	25:48.284								
16	1	1:42.064	28.156	36.632	37.276	134.1	27:30.348								
17	1	3:02.650 B	28.298	36.786	1:57.566	74.9	30:32.998								
18	1	1:47.678	33.605	36.626	37.447	127.1	32:20.676								
19	1	1:42.584	28.167	36.810	37.607	133.4	34:03.260								
20	1	1:41.936	28.156	36.421	37.359	134.2	35:45.196								
21	1	1:43.104	28.138	37.061	37.905	132.7	37:28.300								
22	1	1:44.355	28.899	36.924	38.532	131.1	39:12.655								
23	1	1:43.814	28.787	37.236	37.791	131.8	40:56.469								
24	1	1:44.779	28.654	37.626	38.499	130.6	42:41.248								



U2TC
GRAND PRIX DE L'AGE D'OR
RACE 1 + RACE 2
Classification

Nr.	Drivers	Car	RACE 1		RACE 2		Laps	Time	Gap
1	36 A. FURIANI / F. STIPPLER	Alfa Romeo Giulia Sprint GTA	18	31:35.906	24	41:27.665	42	1:13:03.571	
2	52 R. DUTTON	Ford Lotus Cortina	18	31:39.857	24	41:31.583	42	1:13:11.440	7.869
3	100 R. SHAW	BMW 1800 TiSA	18	31:33.599	24	41:59.385	42	1:13:32.984	29.413
4	7 S. SOPER / D. CUFF	Ford Lotus Cortina	18	31:25.822	24	42:31.546	42	1:13:57.368	53.797
5	179 D. ROSCHMANN	Alfa Romeo Giulia Sprint GTA	18	32:13.158	24	42:41.248	42	1:14:54.406	1'50.835
6	16 D. TOMLIN / R. MEADEN	Ford Lotus Cortina	17	30:45.401	24	41:32.753	41	1:12:18.154	1 Laps
7	69 J. AVILL / R. HYETT	Ford Lotus Cortina	17	30:46.918	24	42:11.143	41	1:12:58.061	1 Laps
8	68 D. MURSALL	BMW 1800 Ti	17	31:06.852	24	42:54.973	41	1:14:01.825	1 Laps
9	84 S. JONES	Morris Mini Cooper S	17	31:27.132	23	42:10.721	40	1:13:37.853	2 Laps
10	44 O. TANCOGNE	Alfa Romeo GTA	17	31:41.372	23	41:59.524	40	1:13:40.896	2 Laps
11	117 P. MURSALL	BMW 1800 Ti	17	31:42.582	23	42:13.331	40	1:13:55.913	2 Laps
12	15 G. CHURCHILL / P. BALDWIN	Austin Mini Cooper S	17	31:15.586	23	43:08.351	40	1:14:23.937	2 Laps
13	12 D. REINHARDT / D. REINHARDT	Alfa Romeo Giulia Sprint GTA	16	30:52.027	23	42:42.978	39	1:13:35.005	3 Laps
14	2 A. VÖGELE	Alfa Romeo Giulia Sprint GTA	16	30:51.167	23	42:57.068	39	1:13:48.235	3 Laps
15	29 R. PARSONS / E. BIRCHENHOUGH	Morris Mini Cooper S	16	31:13.066	23	43:14.335	39	1:14:27.401	3 Laps
16	62 P. WILWERT / T. MAILLIET	Alfa Romeo Giulia Ti Super	16	31:39.143	22	41:29.529	38	1:13:08.672	4 Laps
17	41 C. FIRMENICH	Ford Lotus Cortina	16	31:19.148	17	32:57.201	33	1:04:16.349	9 Laps
18	46 A. BOURIEZ	Alfa Romeo Giulia Sprint GT	13	30:49.316	19	43:31.888	32	1:14:21.204	10 Laps
19	161 A. LETTS / G. LETTS	Ford Lotus Cortina	18	32:01.754	8	13:51.124	26	45:52.878	16 Laps
20	95 T. DE LATRE DU BOSQUE	Ford Lotus Cortina	15	28:04.534			15	28:04.534	27 Laps

Race Director:	Timekeeper:
----------------	-------------