

Results of State of Art Historic Zandvoort Trophy - U2TC - Race 1




Date May 16, 2010 2:40:00 PM
Track Zandvoort GP (4.307 km)
Event State of Art Historic Zandvoort Trophy
Group U2TC



Tijdwaameming
Zandvoort

Best Lap Tm 2:09.056
In Lap 16
Best Speed 120.143
by Andy Wolfe

Classification**Show results by class**

Pos	No.	Name	Laps	Total time	Diff	Best time	In lap	Best speed
1	71	Andy Wolfe	28	1:01:33.502		2:09.056	16	120.143
2	100	Eq. Richard Shaw / Jackie Oliver	28	1:01:54.792	21.290	2:09.842	28	119.416
3	46	Eq. Thomas Fritz / Bo Warmenius	28	1:02:58.212	1:24.710	2:10.280	9	119.014
4	168	Eq. Nico + Michael Koel 	28	1:03:27.086	1:53.584	2:12.282	4	117.213
5	119	Richard Postlins	28	1:03:38.214	2:04.712	2:12.268	5	117.226
6	80	Eq. Simon Tate / Stuart Lawson	28	1:03:38.823	2:05.321	2:11.005	26	118.356
7	108	Eq. Marcus Mahy / Paul Wooley	28	1:03:42.706	2:09.204	2:12.436	25	117.077
8	61	Eq. Malcolm Paul / Rob Wells	27	1:02:28.696	1 Lap	2:14.680	12	115.126
9	98	Eq. Graham Wilson / Martin Hood 	26	1:02:54.140	2 Laps	2:12.647	7	116.891
10	95	Herluf Jensen	26	1:03:06.050	11.910	2:19.533	22	111.122
11	180	Eq. Brian Ashley / Bo Warmenius	25	1:02:39.174	3 Laps	2:15.976	19	114.029
12	96	Eq. Michael Pearson / Dave Devine	23	54:05.803	5 Laps	2:14.651	17	115.151
13	74	Eq. Jason Wright / Kurt Vogel 	22	51:39.167	6 Laps	2:13.823	11	115.863
Not classified (75% = 22 Laps)								
14	43	Eq. Richard Bateman / John Smirthwaite	19	59:06.803	9 Laps	2:14.587	4	115.206
15	62	Eq. Peter Stohrmann / Peter Stohrmann jr.	14	37:06.437	14 Laps	2:17.989	12	112.365

COMMENT AND ANNOUNCEMENTS**ANNOUNCEMENTS**

14:52 Car 180: 20 seconds penalty for jump start and wrong position on grid